



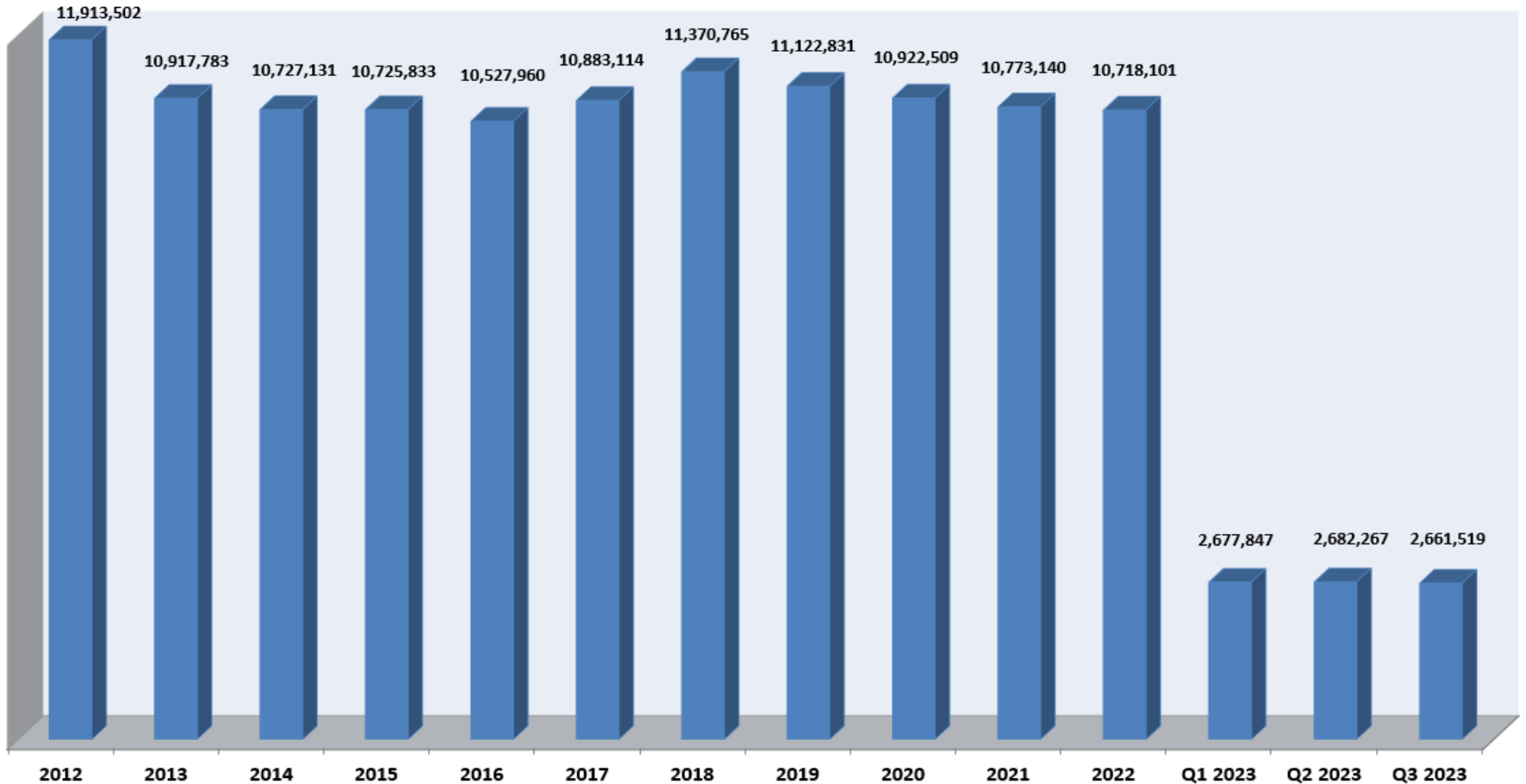
KENTUCKY CABINET FOR HEALTH AND FAMILY SERVICES

Kentucky All Schedule Prescription Electronic Reporting

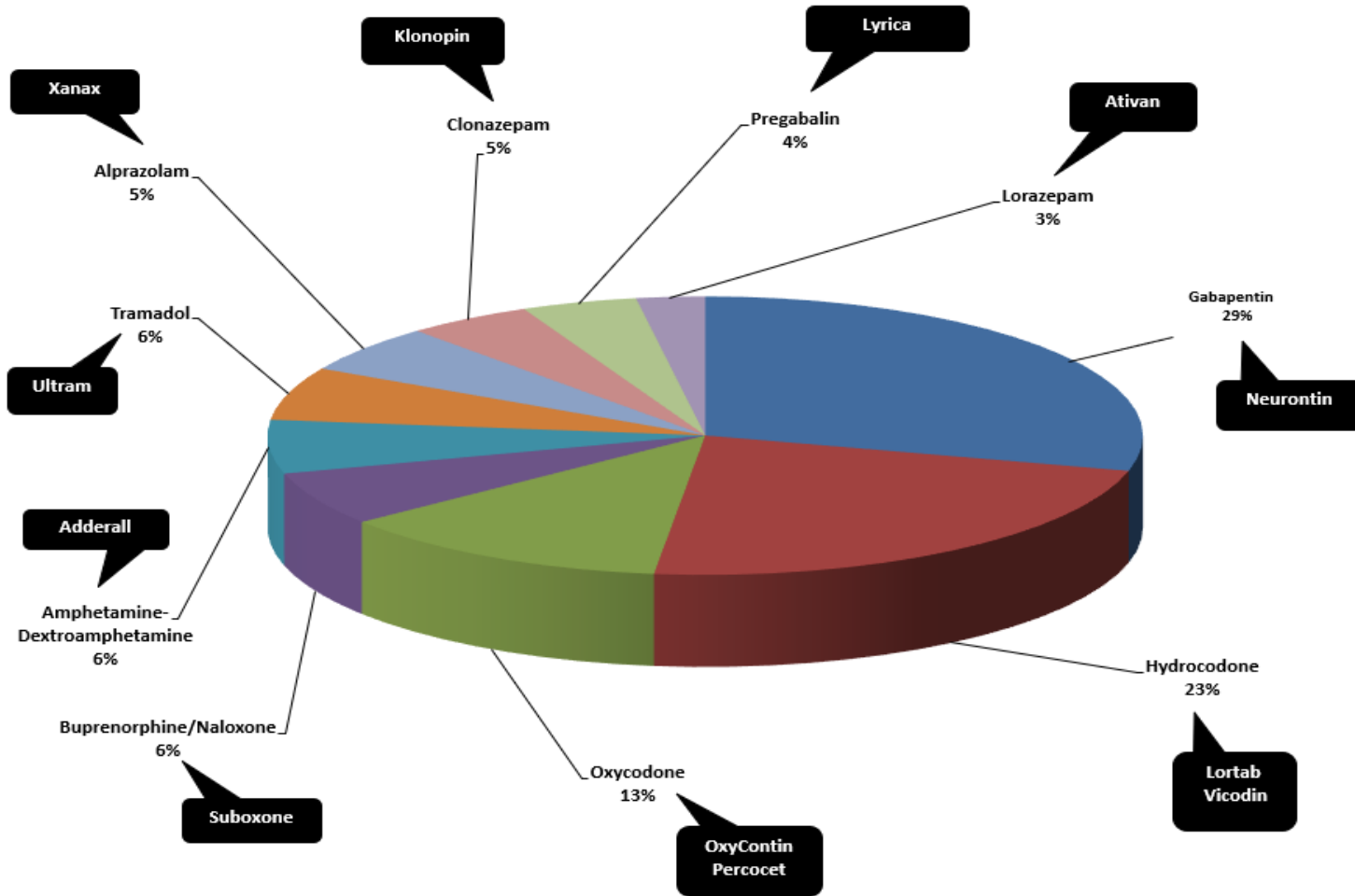
Quarterly Trend Report 3rd Quarter 2023

**Cabinet for Health and Family Services
Office of Inspector General
275 E. Main Street
Frankfort, KY 40621**

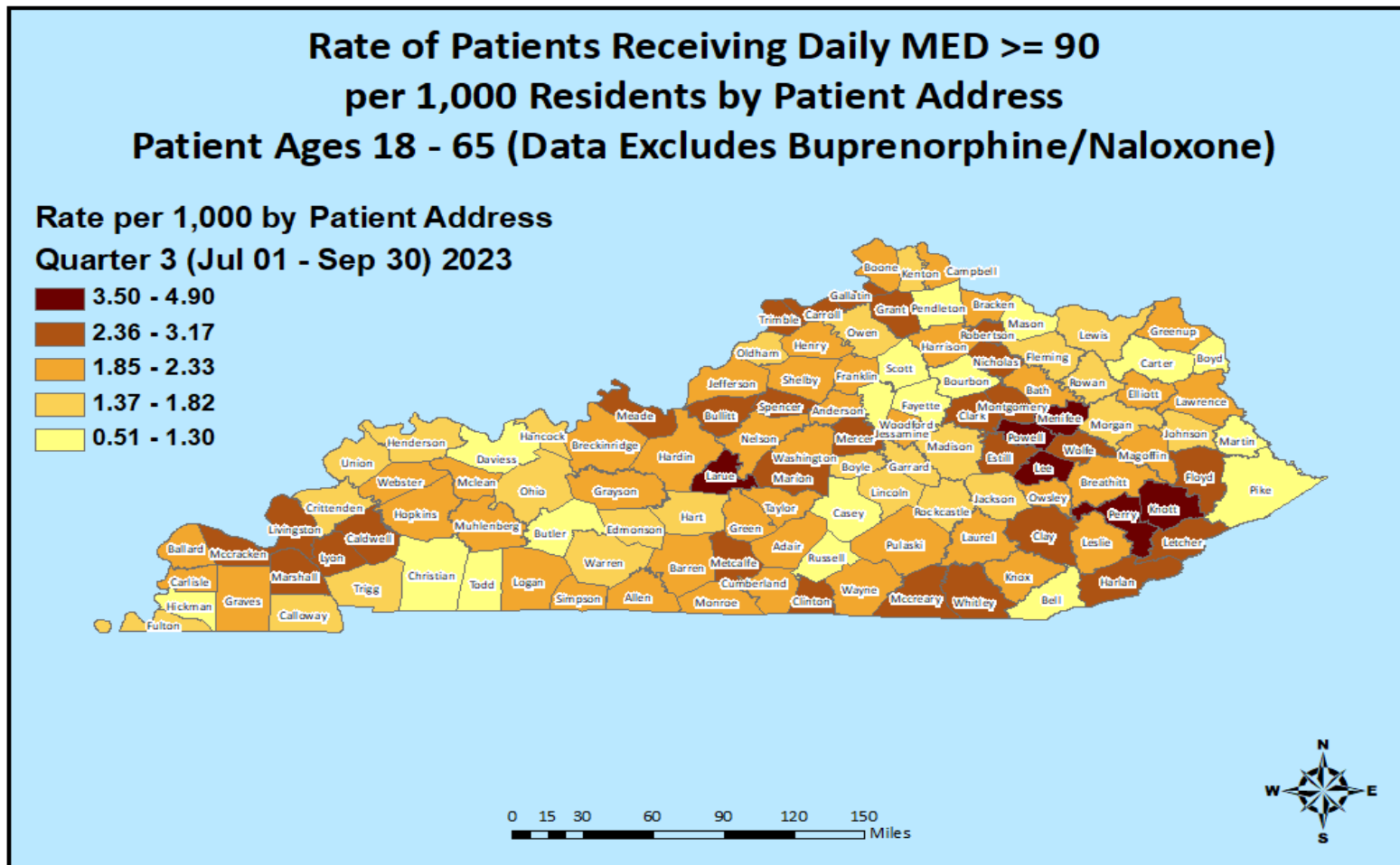
KASPER Records Added 2012 – Q3 2023



Top Prescribed Controlled Substances by Therapeutic Category by Doses – Q3 2023



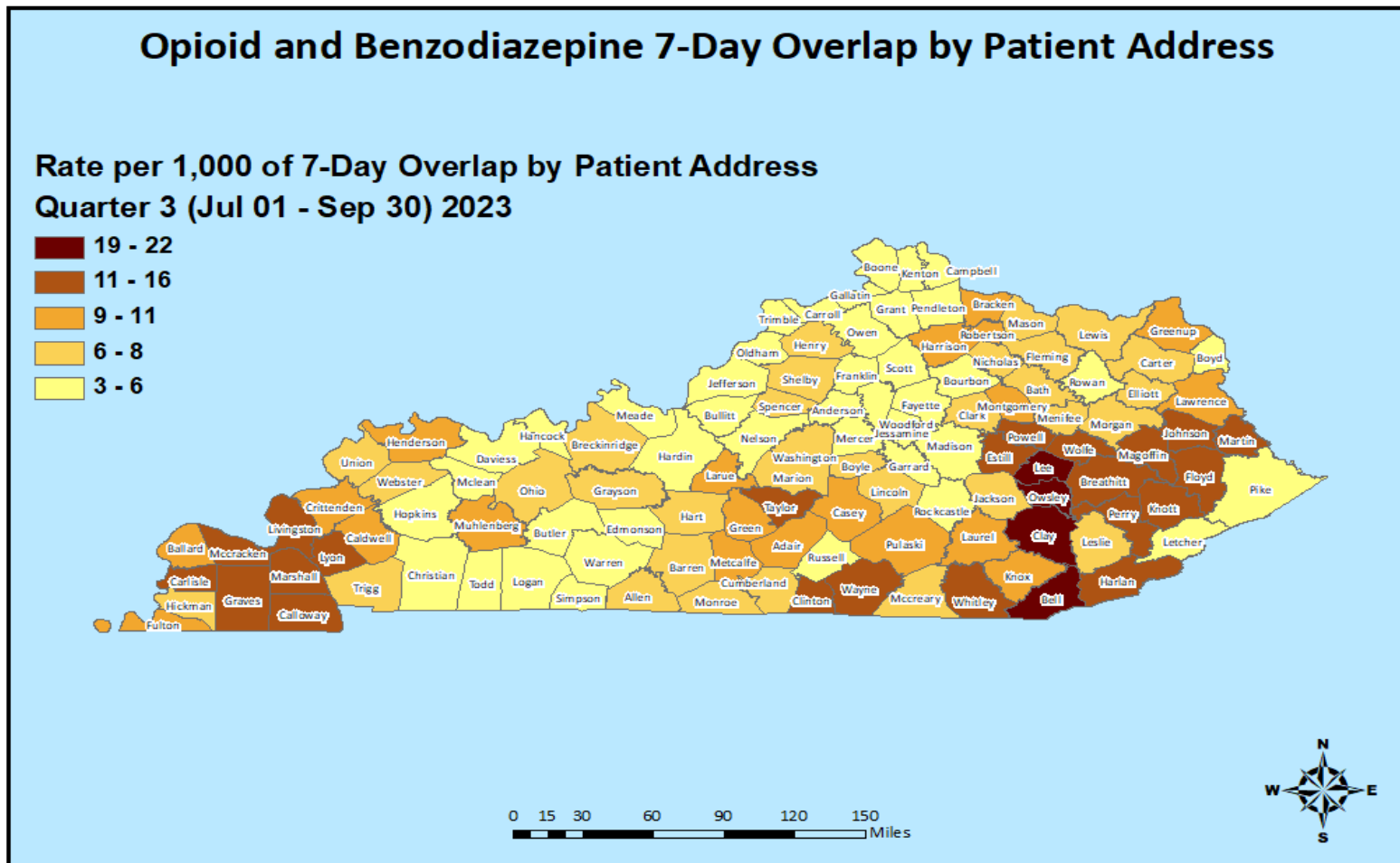
Opioid Morphine Equivalent Dose (MED) Data Q3 2023



Opioid Morphine Equivalent Dose (MED) Data Q3 2023

Rate of Patients Receiving Daily Morphine Equivalent Dosage ≥ 90 per 1,000 Residents for Quarter 3, 2023 Patient Ages 18 - 65 (Data Excludes Buprenorphine/Naloxone)							
COUNTY	PER 1000	COUNTY	PER 1000	COUNTY	PER 1000	COUNTY	PER 1000
ADAIR	2.28	EDMONSON	1.57	KNOX	1.99	NICHOLAS	2.54
ALLEN	2.04	ELLIOTT	1.85	LARUE	3.76	OHIO	1.80
ANDERSON	1.90	ESTILL	2.38	LAUREL	2.04	OLDHAM	1.53
BALLARD	2.11	FAYETTE	1.08	LAWRENCE	1.89	OWEN	1.50
BARREN	2.09	FLEMING	1.52	LEE	3.50	OWSLEY	2.00
BATH	1.95	FLOYD	3.07	LESLIE	2.28	PENDLETON	1.30
BELL	1.18	FRANKLIN	1.92	LETCHER	3.07	PERRY	4.90
BOONE	2.05	FULTON	1.62	LEWIS	1.79	PIKE	0.97
BOURBON	0.90	GALLATIN	2.90	LINCOLN	1.81	POWELL	4.87
BOYD	1.16	GARRARD	1.62	LIVINGSTON	2.91	PULASKI	1.86
BOYLE	1.37	GRANT	2.37	LOGAN	1.88	ROBERTSON	2.78
BRACKEN	2.14	GRAVES	2.02	LYON	2.85	ROCKCASTLE	1.78
BREATHITT	2.18	GRAYSON	2.02	MADISON	1.66	ROWAN	1.76
BRECKINRIDGE	2.15	GREEN	1.90	MAGOFFIN	1.89	RUSSELL	0.51
BULLITT	2.75	GREENUP	2.03	MARION	2.45	SCOTT	1.13
BUTLER	1.01	HANCOCK	1.59	MARSHALL	2.68	SHELBY	2.05
CALDWELL	2.39	HARDIN	2.03	MARTIN	0.92	SIMPSON	1.88
CALLOWAY	1.48	HARLAN	2.43	MASON	0.99	SPENCER	3.17
CAMPBELL	1.96	HARRISON	1.93	MCCRACKEN	2.36	TAYLOR	2.09
CARLISLE	2.06	HART	1.72	MCCREARY	2.40	TODD	1.06
CARROLL	2.53	HENDERSON	1.82	MCLEAN	1.90	TRIGG	1.47
CARTER	1.11	HENRY	2.15	MEADE	2.42	TRIMBLE	2.67
CASEY	1.01	HICKMAN	0.65	MENIFEE	3.59	UNION	1.48
CHRISTIAN	0.88	HOPKINS	2.07	MERCER	2.37	WARREN	1.49
CLARK	2.57	JACKSON	1.72	METCALFE	2.50	WASHINGTON	1.97
CLAY	2.79	JEFFERSON	2.09	MONROE	2.08	WAYNE	1.91
CLINTON	3.14	JESSAMINE	2.01	MONTGOMERY	2.38	WEBSTER	2.33
CRITTENDEN	1.41	JOHNSON	1.70	MORGAN	1.65	WHITLEY	2.80
CUMBERLAND	2.08	KENTON	1.69	MUHLENBERG	2.22	WOLFE	2.65
DAVISS	1.08	KNOTT	3.92	NELSON	2.30	WOODFORD	1.26

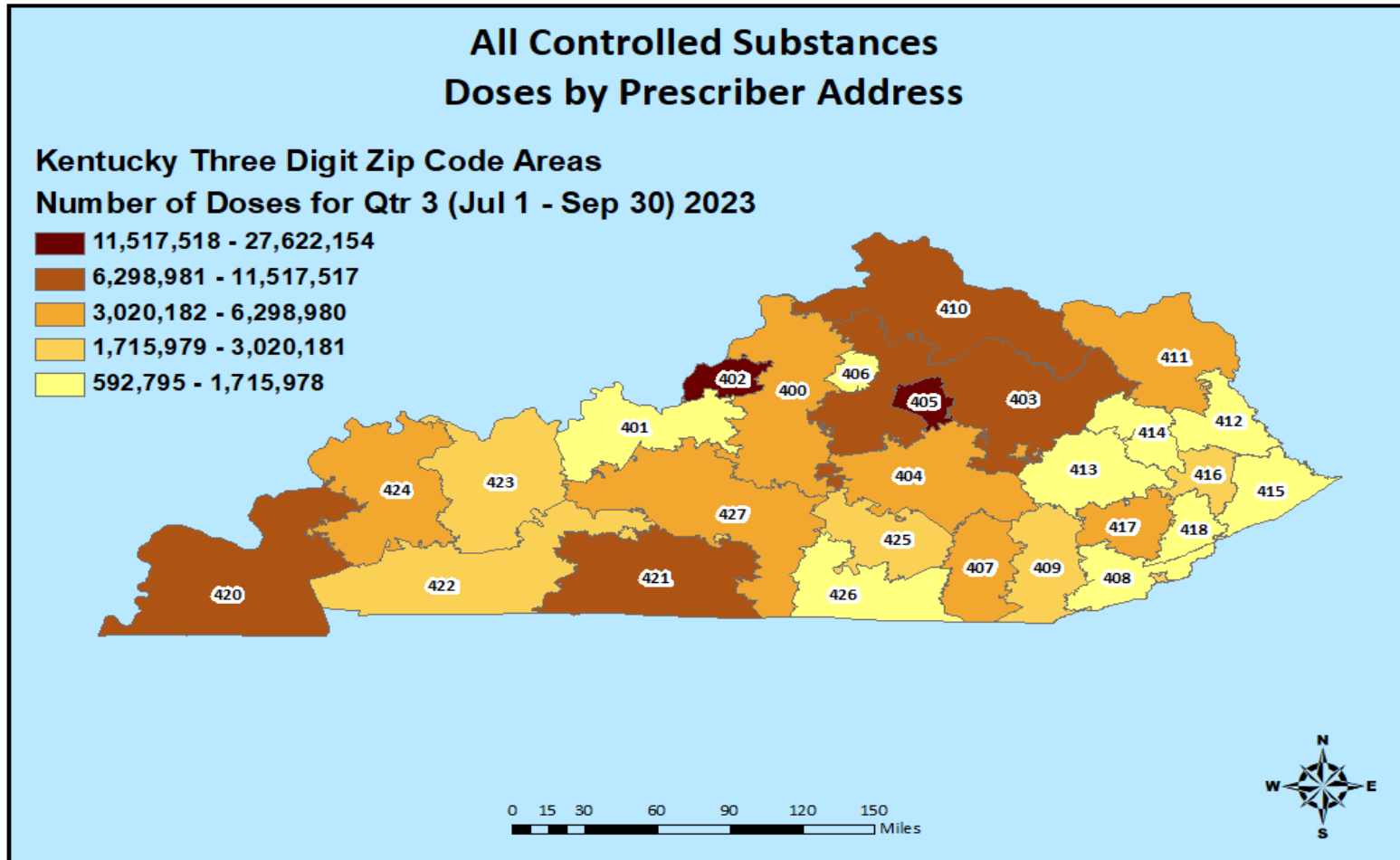
Patients with Seven or More Days of Overlapping Opioid and Benzodiazepine Prescriptions Q3 2023



Patients with Seven or More Days of Overlapping Opioid and Benzodiazepine Prescriptions Q3 2023

Rate of Patients With at Least a 7-Day Overlap of Opioids and Benzodiazepines per 1,000 for Quarter 3, 2023							
COUNTY	PER 1000	COUNTY	PER 1000	COUNTY	PER 1000	COUNTY	PER 1000
ADAIR	9	EDMONSON	5	KNOX	11	NICHOLAS	7
ALLEN	6	ELLIOTT	6	LARUE	10	OHIO	6
ANDERSON	5	ESTILL	13	LAUREL	9	OLDHAM	3
BALLARD	10	FAYETTE	3	LAWRENCE	11	OWEN	4
BARREN	6	FLEMING	7	LEE	19	OWSLEY	21
BATH	7	FLOYD	15	LESLIE	7	PENDLETON	5
BELL	21	FRANKLIN	5	LETCHER	6	PERRY	15
BOONE	4	FULTON	9	LEWIS	8	PIKE	5
BOURBON	5	GALLATIN	4	LINCOLN	8	POWELL	14
BOYD	5	GARRARD	5	LIVINGSTON	12	PULASKI	9
BOYLE	6	GRANT	5	LOGAN	5	ROBERTSON	11
BRACKEN	9	GRAVES	13	LYON	14	ROCKCASTLE	5
BREATHITT	13	GRAYSON	7	MADISON	5	ROWAN	5
BRECKINRIDGE	6	GREEN	9	MAGOFFIN	13	RUSSELL	3
BULLITT	6	GREENUP	10	MARION	7	SCOTT	5
BUTLER	5	HANCOCK	6	MARSHALL	14	SHELBY	6
CALDWELL	10	HARDIN	5	MARTIN	13	SIMPSON	4
CALLOWAY	12	HARLAN	12	MASON	6	SPENCER	6
CAMPBELL	4	HARRISON	10	MCCRACKEN	12	TAYLOR	11
CARLISLE	13	HART	8	MCCREARY	8	TODD	4
CARROLL	5	HENDERSON	9	MCLEAN	6	TRIGG	7
CARTER	7	HENRY	6	MEADE	4	TRIMBLE	5
CASEY	10	HICKMAN	7	MENIFEE	8	UNION	8
CHRISTIAN	4	HOPKINS	5	MERCER	5	WARREN	4
CLARK	6	JACKSON	7	METCALFE	10	WASHINGTON	6
CLAY	22	JEFFERSON	5	MONROE	6	WAYNE	12
CLINTON	12	JESSAMINE	4	MONTGOMERY	9	WEBSTER	7
CRITTENDEN	10	JOHNSON	13	MORGAN	8	WHITLEY	16
CUMBERLAND	8	KENTON	3	MUHLENBERG	10	WOLFE	15
DAVISS	4	KNOTT	13	NELSON	5	WOODFORD	4


Controlled Substance Prescribing Q3 2023



Controlled Substance Prescribing Q3 2023

3 Digit Zip	Doses By Prescriber Zip-Actual Number of all Controlled Substances for Quarter 3, 2023
400	4,443,602
401	1,277,781
402	27,622,154
403	7,012,975
404	4,986,276
405	18,992,988
406	995,408
407	5,819,903
408	921,713
409	3,020,181
410	11,517,517
411	3,765,904
412	1,715,978
413	1,657,758
414	784,127
415	592,795
416	2,122,956
417	3,850,369
418	999,566
420	9,754,617
421	7,773,933
422	2,160,883
423	1,887,077
424	3,858,775
425	2,495,292
426	1,506,016
427	6,298,980
Totals	137,835,524

Controlled Substance Usage Q3 2023



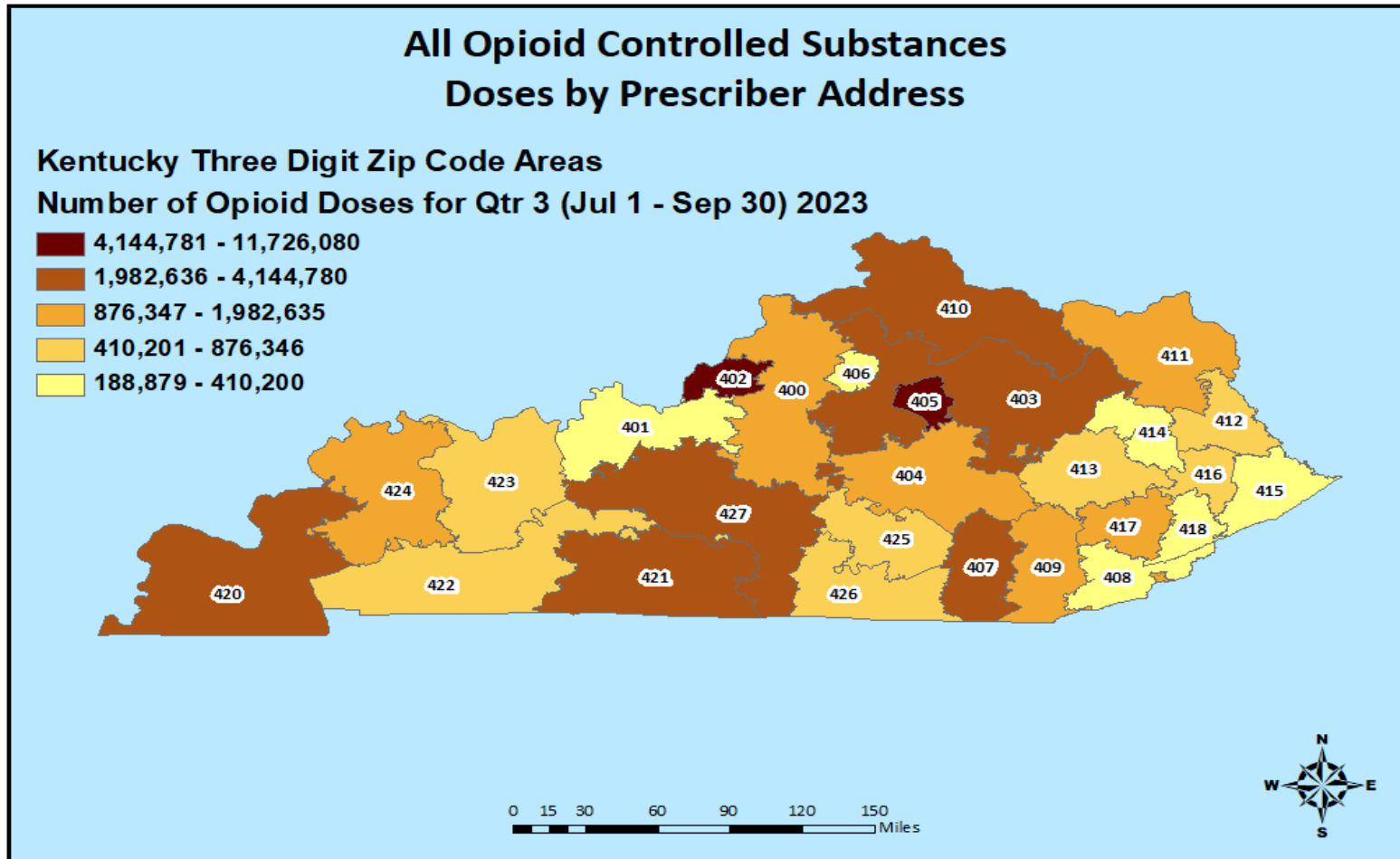
Controlled Substance Usage Q3 2023

Actual Number of All Controlled Substances Doses for Quarter 3, 2023							
COUNTY	# DOSES	COUNTY	# DOSES	COUNTY	# DOSES	COUNTY	# DOSES
ADAIR	687,516	EDMONSON	339,256	KNOX	1,508,663	NICHOLAS	313,523
ALLEN	675,226	ELLIOTT	164,236	LARUE	578,119	OHIO	886,874
ANDERSON	762,977	ESTILL	818,123	LAUREL	2,431,804	OLDHAM	1,439,175
BALLARD	264,936	FAYETTE	7,047,699	LAWRENCE	684,307	OWEN	266,716
BARREN	1,384,320	FLEMING	507,121	LEE	458,717	OWSLEY	381,440
BATH	533,666	FLOYD	2,490,660	LESLIE	530,217	PENDLETON	392,069
BELL	1,566,489	FRANKLIN	1,497,308	LETCHER	1,377,834	PERRY	2,022,530
BOONE	3,076,385	FULTON	257,710	LEWIS	486,662	PIKE	2,228,725
BOURBON	672,810	GALLATIN	220,871	LINCOLN	936,611	POWELL	776,273
BOYD	1,052,557	GARRARD	526,672	LIVINGSTON	484,744	PULASKI	2,550,470
BOYLE	960,530	GRANT	673,828	LOGAN	913,968	ROBERTSON	79,496
BRACKEN	311,727	GRAVES	1,554,198	LYON	365,677	ROCKCASTLE	605,818
BREATHITT	751,935	GRAYSON	1,216,446	MADISON	3,018,204	ROWAN	661,837
BRECKINRIDGE	618,507	GREEN	411,101	MAGOFFIN	754,369	RUSSELL	225,175
BULLITT	2,351,002	GREENUP	1,704,517	MARION	682,951	SCOTT	1,500,181
BUTLER	410,642	HANCOCK	245,803	MARSHALL	1,379,751	SHELBY	1,385,214
CALDWELL	541,179	HARDIN	3,498,892	MARTIN	634,654	SIMPSON	509,154
CALLOWAY	1,345,357	HARLAN	1,553,492	MASON	473,976	SPENCER	636,636
CAMPBELL	2,213,320	HARRISON	730,779	MCCRACKEN	2,833,358	TAYLOR	1,092,430
CARLISLE	220,685	HART	584,937	MCCREARY	711,975	TODD	384,263
CARROLL	399,977	HENDERSON	1,873,734	MCLEAN	387,509	TRIGG	487,992
CARTER	829,026	HENRY	551,759	MEADE	642,388	TRIMBLE	257,379
CASEY	545,790	HICKMAN	150,930	MENIFEE	294,737	UNION	620,313
CHRISTIAN	1,588,397	HOPKINS	1,797,771	MERCER	753,556	WARREN	3,404,893
CLARK	1,390,115	JACKSON	611,686	METCALFE	403,646	WASHINGTON	389,870
CLAY	1,651,743	JEFFERSON	20,087,633	MONROE	371,312	WAYNE	936,242
CLINTON	473,325	JESSAMINE	1,636,320	MONTGOMERY	1,204,935	WEBSTER	617,759
CRITTENDEN	388,895	JOHNSON	1,115,525	MORGAN	557,998	WHITLEY	2,624,713
CUMBERLAND	251,665	KENTON	3,298,530	MUHLENBERG	1,540,389	WOLFE	406,089
DAVIESS	2,044,780	KNOTT	995,566	NELSON	1,612,940	WOODFORD	753,875
						TOTAL	145,981,677

Per 1000 Controlled Substance Usage Q3 2023

Actual Number of All Controlled Substances Doses per 1,000 Residents for Quarter 3, 2023							
COUNTY	PER 1000	COUNTY	PER 1000	COUNTY	PER 1000	COUNTY	PER 1000
ADAIR	35,660	EDMONSON	28,005	KNOX	47,611	NICHOLAS	44,258
ALLEN	32,729	ELLIOTT	21,644	LARUE	41,013	OHIO	36,380
ANDERSON	34,433	ESTILL	57,183	LAUREL	40,362	OLDHAM	21,952
BALLARD	32,895	FAYETTE	22,131	LAWRENCE	43,139	OWEN	25,063
BARREN	31,467	FLEMING	34,957	LEE	69,714	OWSLEY	84,934
BATH	43,292	FLOYD	67,116	LESLIE	50,315	PENDLETON	26,928
BELL	57,768	FRANKLIN	29,614	LETCHER	60,503	PERRY	73,969
BOONE	23,934	FULTON	41,707	LEWIS	36,205	PIKE	36,805
BOURBON	33,590	GALLATIN	25,656	LINCOLN	38,430	POWELL	63,071
BOYD	21,868	GARRARD	30,458	LIVINGSTON	52,297	PULASKI	39,879
BOYLE	31,998	GRANT	27,036	LOGAN	34,369	ROBERTSON	36,889
BRACKEN	37,110	GRAVES	41,800	LYON	45,319	ROCKCASTLE	35,954
BREATHITT	56,605	GRAYSON	46,458	MADISON	33,705	ROWAN	27,068
BRECKINRIDGE	30,986	GREEN	37,170	MAGOFFIN	59,474	RUSSELL	12,706
BULLITT	29,703	GREENUP	47,489	MARION	35,561	SCOTT	27,796
BUTLER	31,969	HANCOCK	27,900	MARSHALL	43,990	SHELBY	29,849
CALDWELL	43,060	HARDIN	32,604	MARTIN	52,879	SIMPSON	28,157
CALLOWAY	35,002	HARLAN	57,181	MASON	27,573	SPENCER	34,838
CAMPBELL	24,003	HARRISON	39,192	MCCRACKEN	43,482	TAYLOR	43,014
CARLISLE	45,455	HART	31,403	MCCREARY	40,659	TODD	31,254
CARROLL	37,455	HENDERSON	40,511	MCLEAN	40,898	TRIGG	34,211
CARTER	30,652	HENRY	34,882	MEADE	22,840	TRIMBLE	29,858
CASEY	34,511	HICKMAN	32,619	MENIFEE	45,995	UNION	41,688
CHRISTIAN	21,954	HOPKINS	39,164	MERCER	35,087	WARREN	27,124
CLARK	38,809	JACKSON	45,757	METCALFE	40,292	WASHINGTON	31,985
CLAY	79,541	JEFFERSON	26,246	MONROE	35,069	WAYNE	45,775
CLINTON	46,509	JESSAMINE	31,253	MONTGOMERY	43,388	WEBSTER	46,392
CRITTENDEN	42,326	JOHNSON	48,548	MORGAN	41,961	WHITLEY	72,715
CUMBERLAND	37,350	KENTON	19,998	MUHLENBERG	49,645	WOLFE	56,724
DAVISS	20,515	KNOTT	64,048	NELSON	35,403	WOODFORD	28,858

Opioid Prescribing Q3 2023




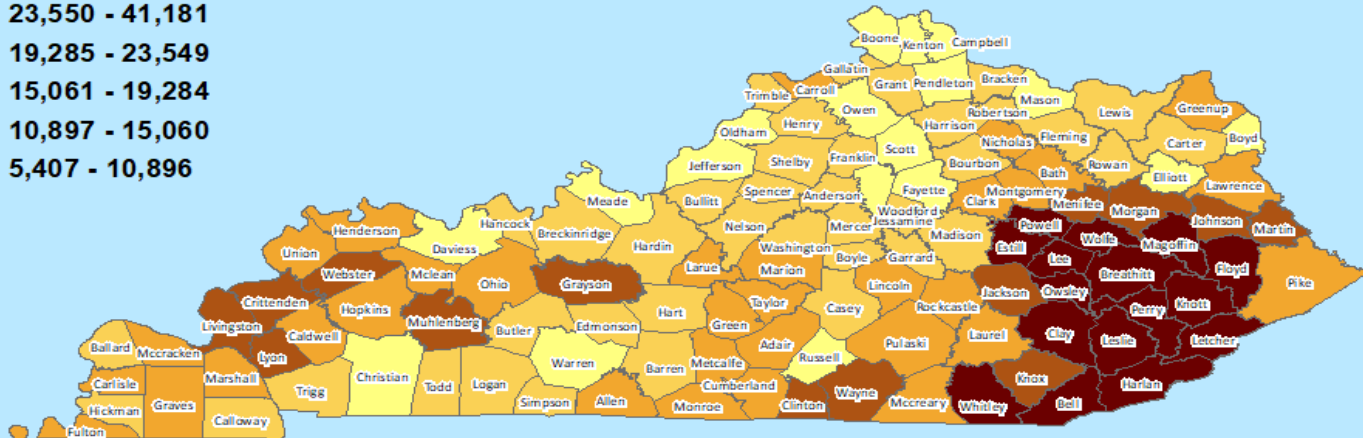

Opioid Prescribing Q3 2023

3 Digit Zip	Doses By Prescriber Zip-Actual Number of All Opioids for Quarter 3, 2023
400	1,529,931
401	398,128
402	11,726,080
403	2,420,961
404	1,932,835
405	8,185,209
406	351,912
407	2,461,324
408	410,200
409	1,427,127
410	3,762,228
411	1,346,174
412	678,520
413	831,104
414	351,950
415	188,879
416	876,346
417	1,982,635
418	401,080
420	4,144,780
421	3,546,372
422	596,277
423	673,278
424	1,527,321
425	825,632
426	707,811
427	2,418,685
Totals	55,702,779

Opioid Usage Q3 2023

All Opioid Controlled Substances Usage Dosage Rate per 1000 by Patient Address

Doses per 1000 by Patient Address
Quarter 3 (Jul 1 - Sep 30) 2023



Opioid Usage

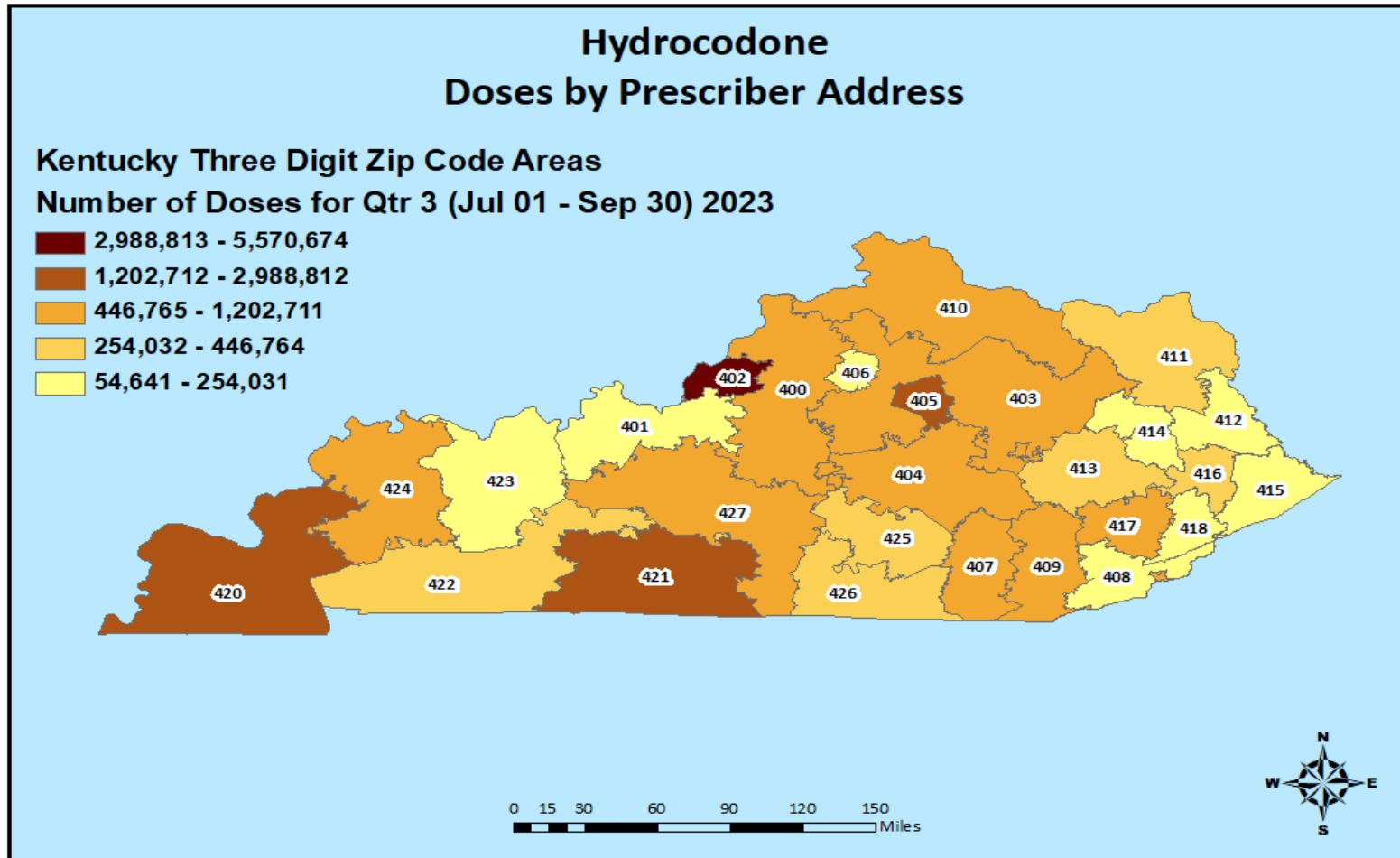
Q3 2023

Actual Number of All Opioid Doses for Quarter 3, 2023							
COUNTY	# DOSES	COUNTY	# DOSES	COUNTY	# DOSES	COUNTY	# DOSES
ADAIR	312,773	EDMONSON	156,167	KNOX	650,311	NICHOLAS	123,385
ALLEN	324,706	ELLIOTT	68,134	LARUE	244,756	OHIO	409,024
ANDERSON	309,757	ESTILL	375,972	LAUREL	1,047,608	OLDHAM	465,064
BALLARD	120,733	FAYETTE	2,210,179	LAWRENCE	289,942	OWEN	109,872
BARREN	605,085	FLEMING	184,707	LEE	216,099	OWSLEY	184,943
BATH	221,695	FLOYD	1,193,619	LESLIE	286,311	PENDLETON	154,071
BELL	768,406	FRANKLIN	581,330	LETCHER	621,870	PERRY	943,915
BOONE	979,603	FULTON	115,820	LEWIS	196,015	PIKE	975,808
BOURBON	242,798	GALLATIN	99,234	LINCOLN	400,519	POWELL	362,595
BOYD	387,910	GARRARD	222,282	LIVINGSTON	218,280	PULASKI	1,040,104
BOYLE	363,980	GRANT	281,674	LOGAN	384,282	ROBERTSON	30,904
BRACKEN	112,217	GRAVES	621,580	LYON	161,639	ROCKCASTLE	314,868
BREATHITT	349,659	GRAYSON	521,897	MADISON	1,165,246	ROWAN	280,326
BRECKINRIDGE	274,879	GREEN	184,186	MAGOFFIN	347,248	RUSSELL	95,828
BULLITT	1,018,993	GREENUP	601,943	MARION	306,370	SCOTT	534,187
BUTLER	185,145	HANCOCK	107,340	MARSHALL	559,323	SHELBY	552,826
CALDWELL	225,613	HARDIN	1,393,411	MARTIN	246,724	SIMPSON	224,919
CALLOWAY	512,980	HARLAN	748,510	MASON	145,583	SPENCER	262,693
CAMPBELL	731,201	HARRISON	274,841	MCCRACKEN	1,134,620	TAYLOR	489,763
CARLISLE	92,563	HART	259,629	MCCREARY	336,294	TODD	156,860
CARROLL	178,610	HENDERSON	748,418	MCLEAN	177,334	TRIGG	192,329
CARTER	324,931	HENRY	230,865	MEADE	282,451	TRIMBLE	122,817
CASEY	238,181	HICKMAN	59,926	MENIFEE	141,579	UNION	270,669
CHRISTIAN	633,851	HOPKINS	842,736	MERCER	306,137	WARREN	1,367,768
CLARK	555,303	JACKSON	268,885	METCALFE	180,553	WASHINGTON	176,986
CLAY	775,655	JEFFERSON	7,957,001	MONROE	162,743	WAYNE	461,476
CLINTON	237,541	JESSAMINE	594,419	MONTGOMERY	501,206	WEBSTER	286,375
CRITTENDEN	191,825	JOHNSON	494,495	MORGAN	258,844	WHITLEY	1,107,111
CUMBERLAND	125,322	KENTON	1,097,819	MUHLENBERG	716,121	WOLFE	193,588
DAVIESS	860,041	KNOTT	479,213	NELSON	672,528	WOODFORD	266,075
						TOTAL	59,753,873

Per 1000 Opioid Usage Q3 2023

Actual Number of All Opioid Doses per 1,000 Residents for Quarter 3, 2023							
COUNTY	PER 1000	COUNTY	PER 1000	COUNTY	PER 1000	COUNTY	PER 1000
ADAIR	16,223	EDMONSON	12,891	KNOX	20,523	NICHOLAS	17,417
ALLEN	15,739	ELLIOTT	8,979	LARUE	17,364	OHIO	16,778
ANDERSON	13,979	ESTILL	26,279	LAUREL	17,388	OLDHAM	7,094
BALLARD	14,990	FAYETTE	6,940	LAWRENCE	18,278	OWEN	10,324
BARREN	13,754	FLEMING	12,732	LEE	32,842	OWSLEY	41,181
BATH	17,985	FLOYD	32,164	LESLIE	27,169	PENDLETON	10,582
BELL	28,337	FRANKLIN	11,498	LETCHER	27,307	PERRY	34,521
BOONE	7,621	FULTON	18,744	LEWIS	14,582	PIKE	16,114
BOURBON	12,122	GALLATIN	11,527	LINCOLN	16,434	POWELL	29,460
BOYD	8,059	GARRARD	12,855	LIVINGSTON	23,549	PULASKI	16,263
BOYLE	12,125	GRANT	11,302	LOGAN	14,450	ROBERTSON	14,341
BRACKEN	13,359	GRAVES	16,717	LYON	20,032	ROCKCASTLE	18,687
BREATHITT	26,322	GRAYSON	19,932	MADISON	13,013	ROWAN	11,465
BRECKINRIDGE	13,771	GREEN	16,653	MAGOFFIN	27,377	RUSSELL	5,407
BULLITT	12,874	GREENUP	16,770	MARION	15,953	SCOTT	9,897
BUTLER	14,414	HANCOCK	12,184	MARSHALL	17,833	SHELBY	11,912
CALDWELL	17,951	HARDIN	12,984	MARTIN	20,557	SIMPSON	12,438
CALLOWAY	13,346	HARLAN	27,551	MASON	8,469	SPENCER	14,375
CAMPBELL	7,930	HARRISON	14,740	MCCRACKEN	17,412	TAYLOR	19,284
CARLISLE	19,065	HART	13,938	MCCREARY	19,205	TODD	12,758
CARROLL	16,725	HENDERSON	16,181	MCLEAN	18,716	TRIGG	13,484
CARTER	12,014	HENRY	14,595	MEADE	10,042	TRIMBLE	14,248
CASEY	15,060	HICKMAN	12,951	MENIFEE	22,094	UNION	18,190
CHRISTIAN	8,761	HOPKINS	18,359	MERCER	14,254	WARREN	10,896
CLARK	15,503	JACKSON	20,114	METCALFE	18,023	WASHINGTON	14,520
CLAY	37,352	JEFFERSON	10,397	MONROE	15,371	WAYNE	22,563
CLINTON	23,341	JESSAMINE	11,353	MONTGOMERY	18,048	WEBSTER	21,506
CRITTENDEN	20,878	JOHNSON	21,520	MORGAN	19,465	WHITLEY	30,671
CUMBERLAND	18,599	KENTON	6,656	MUHLENBERG	23,080	WOLFE	27,041
DAVISS	8,629	KNOTT	30,829	NELSON	14,762	WOODFORD	10,185

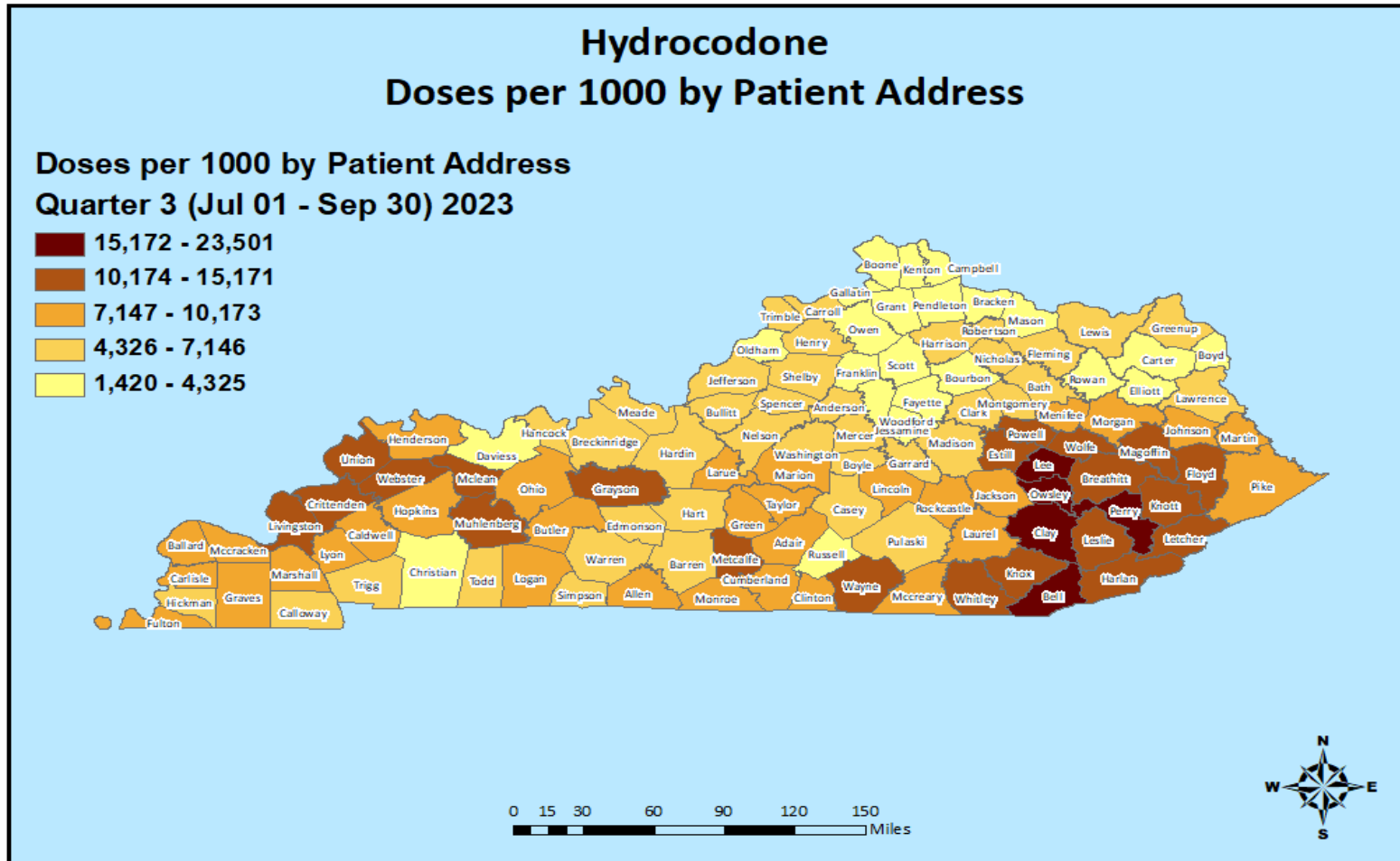
Hydrocodone Prescribing Q3 2023



Hydrocodone Prescribing Q3 2023

3 Digit Zip	Doses By Prescriber Zip-Actual Number of all Hydrocodone Doses for Quarter 3, 2023
400	704,939
401	191,639
402	5,570,674
403	863,294
404	723,423
405	2,988,812
406	79,866
407	1,202,711
408	194,393
409	841,848
410	1,058,658
411	446,764
412	230,987
413	446,111
414	149,050
415	54,641
416	419,640
417	1,130,982
418	104,015
420	1,997,128
421	1,882,655
422	319,557
423	254,031
424	835,298
425	319,805
426	385,285
427	1,167,443
Totals	24,563,649

Hydrocodone Usage Q3 2023



Hydrocodone Usage

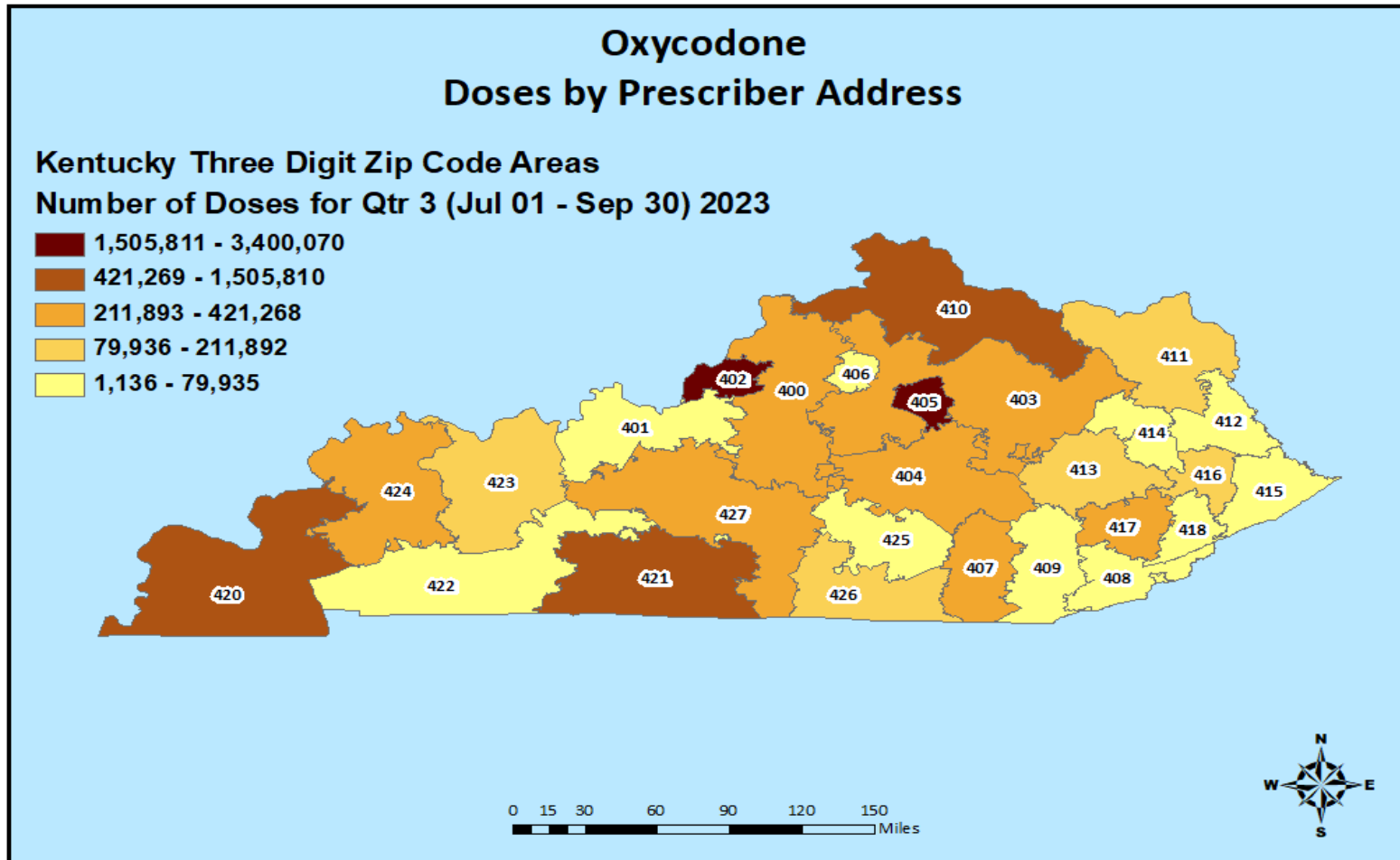
Q3 2023

Actual Number of Hydrocodone Doses for Quarter 3, 2023							
COUNTY	# DOSES	COUNTY	# DOSES	COUNTY	# DOSES	COUNTY	# DOSES
ADAIR	155,879	EDMONSON	80,153	KNOX	327,922	NICHOLAS	41,554
ALLEN	178,108	ELLIOTT	21,943	LARUE	119,315	OHIO	216,792
ANDERSON	139,134	ESTILL	155,536	LAUREL	455,736	OLDHAM	208,234
BALLARD	62,414	FAYETTE	714,625	LAWRENCE	112,993	OWEN	30,728
BARREN	305,360	FLEMING	66,502	LEE	120,221	OWSLEY	105,545
BATH	70,498	FLOYD	563,007	LESLIE	139,185	PENDLETON	40,391
BELL	461,192	FRANKLIN	214,602	LETCHER	274,399	PERRY	442,496
BOONE	254,114	FULTON	62,862	LEWIS	74,594	PIKE	509,760
BOURBON	79,944	GALLATIN	28,746	LINCOLN	178,910	POWELL	155,575
BOYD	112,673	GARRARD	85,209	LIVINGSTON	107,472	PULASKI	440,833
BOYLE	161,700	GRANT	68,294	LOGAN	204,211	ROBERTSON	12,486
BRACKEN	33,672	GRAVES	301,429	LYON	79,193	ROCKCASTLE	153,383
BREATHITT	172,805	GRAYSON	275,944	MADISON	414,855	ROWAN	82,880
BRECKINRIDGE	141,413	GREEN	86,921	MAGOFFIN	160,039	RUSSELL	48,624
BULLITT	471,303	GREENUP	187,625	MARION	141,368	SCOTT	167,686
BUTLER	101,731	HANCOCK	53,547	MARSHALL	253,714	SHELBY	245,728
CALDWELL	97,783	HARDIN	657,977	MARTIN	95,793	SIMPSON	99,289
CALLOWAY	255,507	HARLAN	330,327	MASON	48,348	SPENCER	123,040
CAMPBELL	183,904	HARRISON	97,117	MCCRACKEN	534,792	TAYLOR	241,925
CARLISLE	43,836	HART	124,706	MCCREARY	145,336	TODD	87,861
CARROLL	73,094	HENDERSON	370,679	MCLEAN	100,047	TRIGG	95,786
CARTER	96,655	HENRY	108,556	MEADE	131,211	TRIMBLE	53,325
CASEY	111,323	HICKMAN	29,472	MENIFEE	54,691	UNION	159,538
CHRISTIAN	312,896	HOPKINS	420,218	MERCER	127,698	WARREN	678,184
CLARK	183,717	JACKSON	122,844	METCALFE	104,639	WASHINGTON	61,038
CLAY	448,808	JEFFERSON	3,884,872	MONROE	85,502	WAYNE	232,819
CLINTON	102,935	JESSAMINE	191,527	MONTGOMERY	166,486	WEBSTER	148,666
CRITTENDEN	98,841	JOHNSON	224,186	MORGAN	101,590	WHITLEY	490,384
CUMBERLAND	62,986	KENTON	234,151	MUHLENBERG	357,922	WOLFE	96,917
DAVIESS	424,535	KNOTT	221,215	NELSON	304,108	WOODFORD	95,804
						TOTAL	26,473,113

Per 1000 Hydrocodone Usage Q3 2023

Actual Number of Hydrocodone Doses per 1,000 Residents for Quarter 3, 2023							
COUNTY	PER 1000	COUNTY	PER 1000	COUNTY	PER 1000	COUNTY	PER 1000
ADAIR	8,085	EDMONSON	6,617	KNOX	10,349	NICHOLAS	5,866
ALLEN	8,633	ELLIOTT	2,892	LARUE	8,464	OHIO	8,893
ANDERSON	6,279	ESTILL	10,871	LAUREL	7,564	OLDHAM	3,176
BALLARD	7,749	FAYETTE	2,244	LAWRENCE	7,123	OWEN	2,887
BARREN	6,941	FLEMING	4,584	LEE	18,271	OWSLEY	23,501
BATH	5,719	FLOYD	15,171	LESLIE	13,208	PENDLETON	2,774
BELL	17,007	FRANKLIN	4,245	LETCHER	12,049	PERRY	16,183
BOONE	1,977	FULTON	10,173	LEWIS	5,549	PIKE	8,418
BOURBON	3,991	GALLATIN	3,339	LINCOLN	7,341	POWELL	12,640
BOYD	2,341	GARRARD	4,928	LIVINGSTON	11,595	PULASKI	6,893
BOYLE	5,387	GRANT	2,740	LOGAN	7,679	ROBERTSON	5,794
BRACKEN	4,009	GRAVES	8,107	LYON	9,814	ROCKCASTLE	9,103
BREATHITT	13,009	GRAYSON	10,539	MADISON	4,633	ROWAN	3,390
BRECKINRIDGE	7,084	GREEN	7,859	MAGOFFIN	12,617	RUSSELL	2,744
BULLITT	5,954	GREENUP	5,227	MARION	7,361	SCOTT	3,107
BUTLER	7,920	HANCOCK	6,078	MARSHALL	8,089	SHELBY	5,295
CALDWELL	7,780	HARDIN	6,131	MARTIN	7,981	SIMPSON	5,491
CALLOWAY	6,647	HARLAN	12,159	MASON	2,813	SPENCER	6,733
CAMPBELL	1,994	HARRISON	5,208	MCCRACKEN	8,207	TAYLOR	9,526
CARLISLE	9,029	HART	6,695	MCCREARY	8,300	TODD	7,146
CARROLL	6,845	HENDERSON	8,014	MCLEAN	10,559	TRIGG	6,715
CARTER	3,574	HENRY	6,863	MEADE	4,665	TRIMBLE	6,186
CASEY	7,039	HICKMAN	6,370	MENIFEE	8,535	UNION	10,722
CHRISTIAN	4,325	HOPKINS	9,154	MERCER	5,946	WARREN	5,402
CLARK	5,129	JACKSON	9,189	METCALFE	10,445	WASHINGTON	5,008
CLAY	21,613	JEFFERSON	5,076	MONROE	8,075	WAYNE	11,383
CLINTON	10,114	JESSAMINE	3,658	MONTGOMERY	5,995	WEBSTER	11,164
CRITTENDEN	10,758	JOHNSON	9,757	MORGAN	7,639	WHITLEY	13,586
CUMBERLAND	9,348	KENTON	1,420	MUHLENBERG	11,535	WOLFE	13,538
DAVISS	4,259	KNOTT	14,232	NELSON	6,675	WOODFORD	3,667

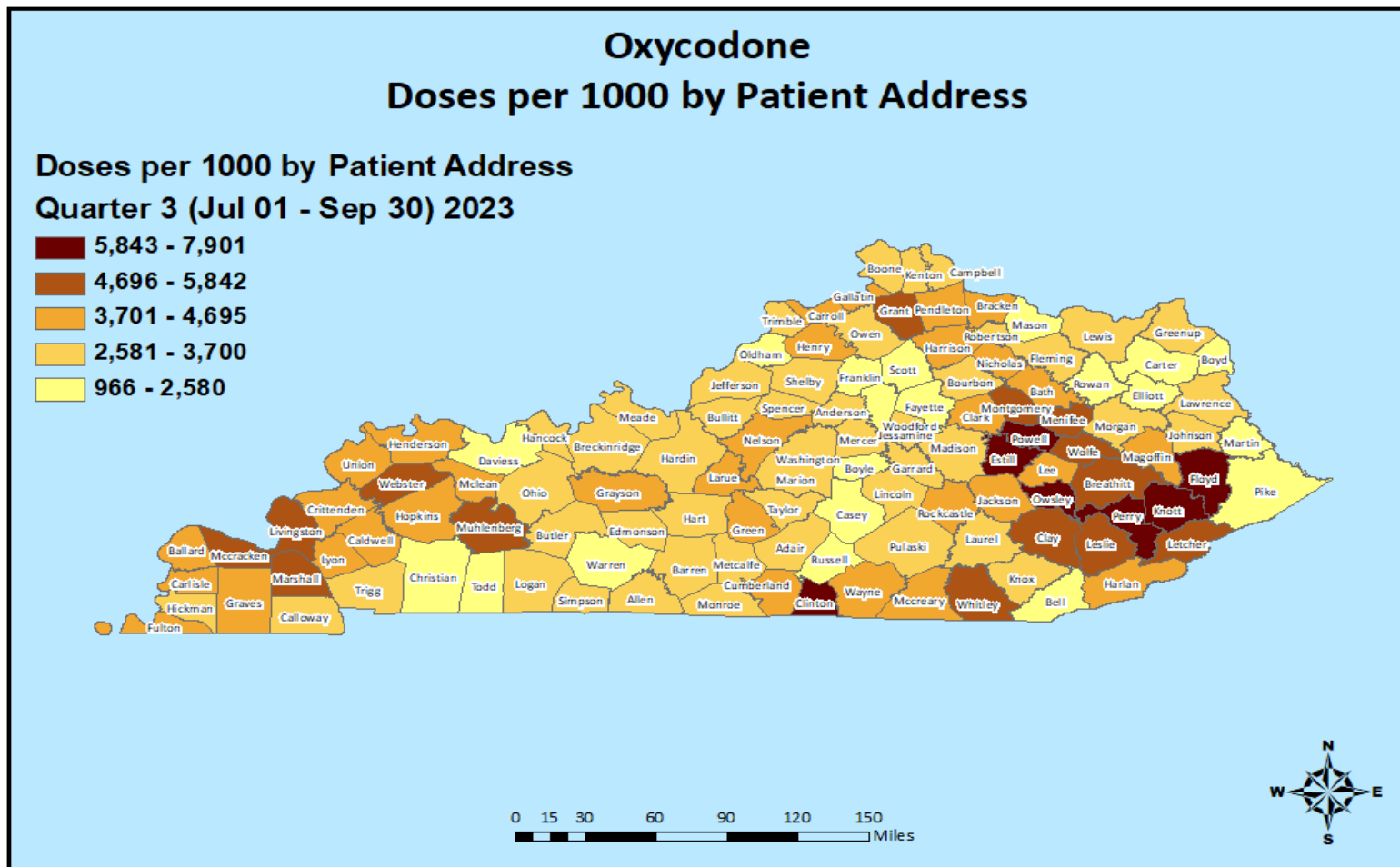
Oxycodone Prescribing Q3 2023



Oxycodone Prescribing Q3 2023

3 Digit Zip	Doses By Prescriber Zip-Actual Number of Oxycodone Doses for Quarter 3, 2023
400	303,087
401	50,521
402	3,400,070
403	421,268
404	300,547
405	2,750,427
406	35,950
407	407,967
408	54,820
409	61,356
410	1,505,810
411	211,892
412	56,136
413	137,324
414	23,719
415	1,136
416	119,853
417	404,243
418	67,439
420	1,076,434
421	799,032
422	67,810
423	111,076
424	312,576
425	79,935
426	102,910
427	411,051
Totals	13,274,389

Oxycodone Usage Q3 2023



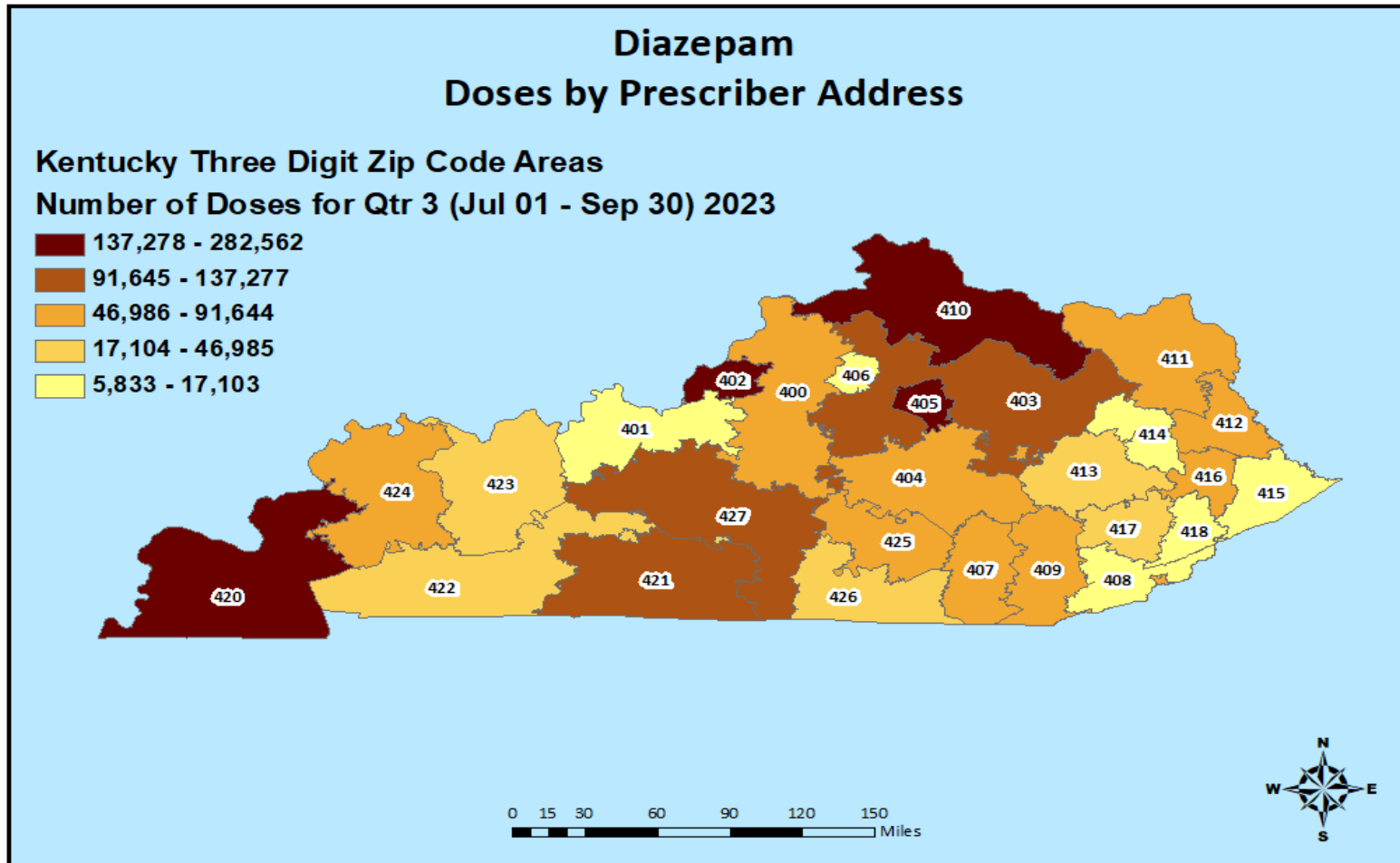
Oxycodone Usage Q3 2023

Actual Number of Oxycodone Doses for Quarter 3, 2023							
COUNTY	# DOSES	COUNTY	# DOSES	COUNTY	# DOSES	COUNTY	# DOSES
ADAIR	52,690	EDMONSON	33,848	KNOX	101,655	NICHOLAS	31,769
ALLEN	65,902	ELLIOTT	16,850	LARUE	66,178	OHIO	76,787
ANDERSON	60,881	ESTILL	102,668	LAUREL	193,104	OLDHAM	110,080
BALLARD	32,736	FAYETTE	551,062	LAWRENCE	48,248	OWEN	31,822
BARREN	123,849	FLEMING	44,401	LEE	30,217	OWSLEY	29,597
BATH	56,260	FLOYD	256,434	LESLIE	54,339	PENDLETON	61,594
BELL	64,251	FRANKLIN	130,347	LETCHER	127,014	PERRY	215,391
BOONE	395,303	FULTON	25,549	LEWIS	45,052	PIKE	134,906
BOURBON	62,319	GALLATIN	40,278	LINCOLN	80,953	POWELL	93,718
BOYD	76,657	GARRARD	58,310	LIVINGSTON	51,342	PULASKI	198,752
BOYLE	67,803	GRANT	128,605	LOGAN	82,528	ROBERTSON	7,450
BRACKEN	39,051	GRAVES	153,029	LYON	36,267	ROCKCASTLE	67,730
BREATHITT	64,423	GRAYSON	115,104	MADISON	308,930	ROWAN	54,622
BRECKINRIDGE	60,058	GREEN	43,397	MAGOFFIN	53,182	RUSSELL	17,111
BULLITT	289,170	GREENUP	122,680	MARION	71,053	SCOTT	122,103
BUTLER	36,193	HANCOCK	25,941	MARSHALL	160,827	SHELBY	139,067
CALDWELL	55,808	HARDIN	368,760	MARTIN	24,047	SIMPSON	60,754
CALLOWAY	112,329	HARLAN	125,175	MASON	29,519	SPENCER	67,097
CAMPBELL	317,877	HARRISON	79,130	MCCRACKEN	314,376	TAYLOR	91,725
CARLISLE	22,015	HART	59,649	MCCREARY	69,549	TODD	29,936
CARROLL	48,722	HENDERSON	193,000	MCLEAN	36,913	TRIGG	44,328
CARTER	68,224	HENRY	60,449	MEADE	78,814	TRIMBLE	31,638
CASEY	37,178	HICKMAN	12,596	MENIFEE	37,437	UNION	57,047
CHRISTIAN	144,999	HOPKINS	206,753	MERCER	63,929	WARREN	323,921
CLARK	157,310	JACKSON	60,970	METCALFE	29,210	WASHINGTON	34,076
CLAY	108,320	JEFFERSON	2,183,368	MONROE	34,343	WAYNE	79,534
CLINTON	69,533	JESSAMINE	157,813	MONTGOMERY	135,931	WEBSTER	70,843
CRITTENDEN	40,822	JOHNSON	69,283	MORGAN	46,176	WHITLEY	206,539
CUMBERLAND	28,615	KENTON	466,628	MUHLENBERG	170,488	WOLFE	40,168
DAVISS	207,598	KNOTT	122,810	NELSON	187,092	WOODFORD	60,976
						TOTAL	14,341,577

Per 1000 Oxycodone Usage Q3 2023

Actual Number of Oxycodone Doses per 1,000 Residents for Quarter 3, 2023							
COUNTY	PER 1000	COUNTY	PER 1000	COUNTY	PER 1000	COUNTY	PER 1000
ADAIR	2,733	EDMONSON	2,794	KNOX	3,208	NICHOLAS	4,485
ALLEN	3,194	ELLIOTT	2,221	LARUE	4,695	OHIO	3,150
ANDERSON	2,748	ESTILL	7,176	LAUREL	3,205	OLDHAM	1,679
BALLARD	4,065	FAYETTE	1,730	LAWRENCE	3,042	OWEN	2,990
BARREN	2,815	FLEMING	3,061	LEE	4,592	OWSLEY	6,590
BATH	4,564	FLOYD	6,910	LESLIE	5,156	PENDLETON	4,230
BELL	2,369	FRANKLIN	2,578	LETCHER	5,577	PERRY	7,877
BOONE	3,075	FULTON	4,135	LEWIS	3,352	PIKE	2,228
BOURBON	3,111	GALLATIN	4,679	LINCOLN	3,322	POWELL	7,614
BOYD	1,593	GARRARD	3,372	LIVINGSTON	5,539	PULASKI	3,108
BOYLE	2,259	GRANT	5,160	LOGAN	3,103	ROBERTSON	3,457
BRACKEN	4,649	GRAVES	4,116	LYON	4,495	ROCKCASTLE	4,020
BREATHITT	4,850	GRAYSON	4,396	MADISON	3,450	ROWAN	2,234
BRECKINRIDGE	3,009	GREEN	3,924	MAGOFFIN	4,193	RUSSELL	966
BULLITT	3,653	GREENUP	3,418	MARION	3,700	SCOTT	2,262
BUTLER	2,818	HANCOCK	2,944	MARSHALL	5,128	SHELBY	2,997
CALDWELL	4,440	HARDIN	3,436	MARTIN	2,004	SIMPSON	3,360
CALLOWAY	2,922	HARLAN	4,607	MASON	1,717	SPENCER	3,672
CAMPBELL	3,447	HARRISON	4,244	MCCRACKEN	4,825	TAYLOR	3,612
CARLISLE	4,535	HART	3,202	MCCREARY	3,972	TODD	2,435
CARROLL	4,562	HENDERSON	4,173	MCLEAN	3,896	TRIGG	3,108
CARTER	2,523	HENRY	3,822	MEADE	2,802	TRIMBLE	3,670
CASEY	2,351	HICKMAN	2,722	MENIFEE	5,842	UNION	3,834
CHRISTIAN	2,004	HOPKINS	4,504	MERCER	2,977	WARREN	2,580
CLARK	4,392	JACKSON	4,561	METCALFE	2,916	WASHINGTON	2,796
CLAY	5,216	JEFFERSON	2,853	MONROE	3,244	WAYNE	3,889
CLINTON	6,832	JESSAMINE	3,014	MONTGOMERY	4,895	WEBSTER	5,320
CRITTENDEN	4,443	JOHNSON	3,015	MORGAN	3,472	WHITLEY	5,722
CUMBERLAND	4,247	KENTON	2,829	MUHLENBERG	5,495	WOLFE	5,611
DAVIESS	2,083	KNOTT	7,901	NELSON	4,107	WOODFORD	2,334

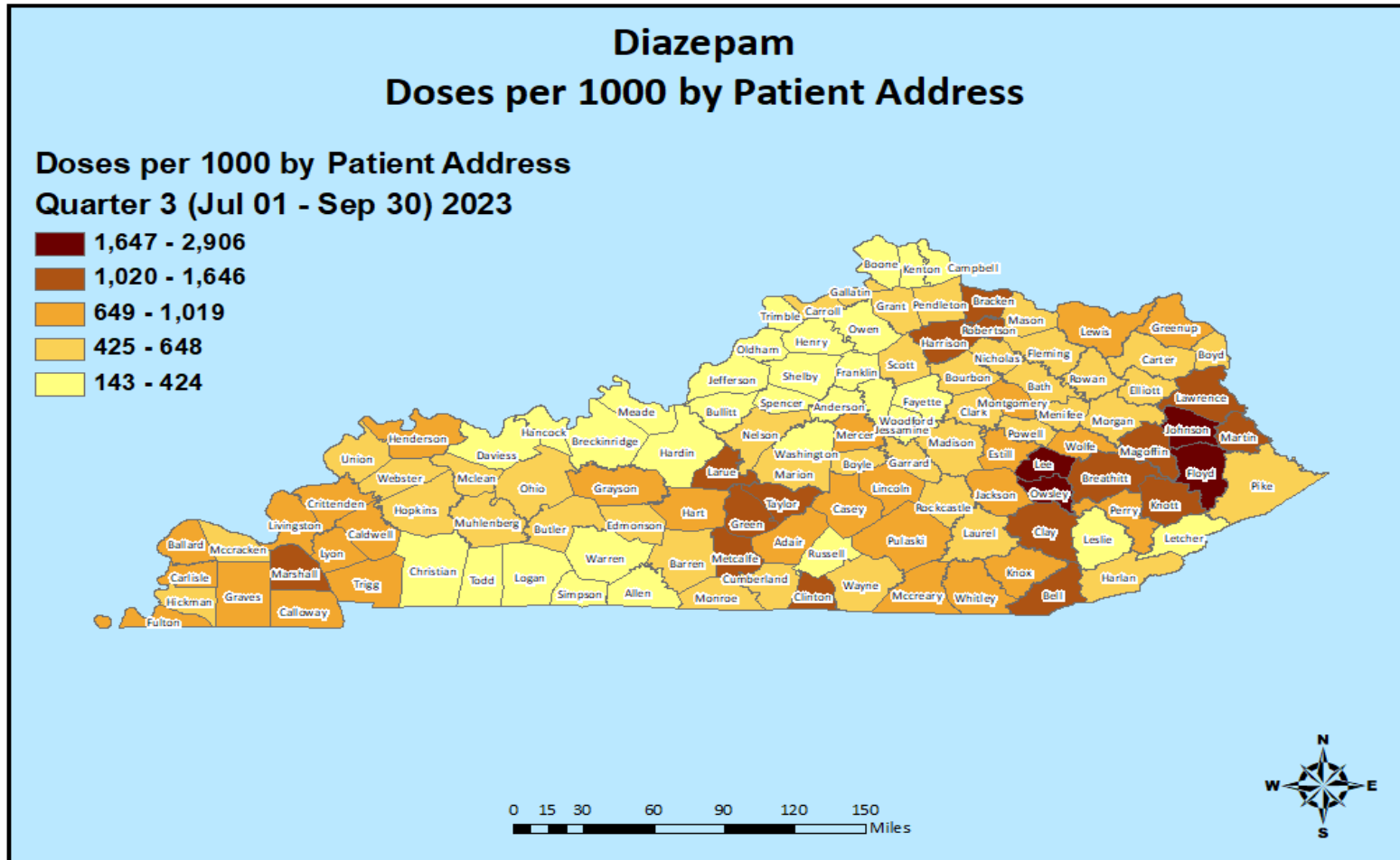
Diazepam Prescribing Q3 2023



Diazepam Prescribing Q3 2023

3 Digit Zip	Doses By Prescriber Zip-Actual Number of Diazepam Doses for Quarter 3, 2023
400	66,604
401	14,579
402	282,562
403	120,111
404	91,644
405	221,034
406	12,456
407	72,754
408	9,007
409	63,732
410	183,979
411	80,133
412	82,093
413	35,105
414	17,103
415	5,833
416	81,399
417	38,453
418	13,562
420	184,204
421	111,762
422	46,985
423	29,273
424	69,269
425	74,088
426	31,426
427	137,277
Totals	2,176,427

Diazepam Usage Q3 2023



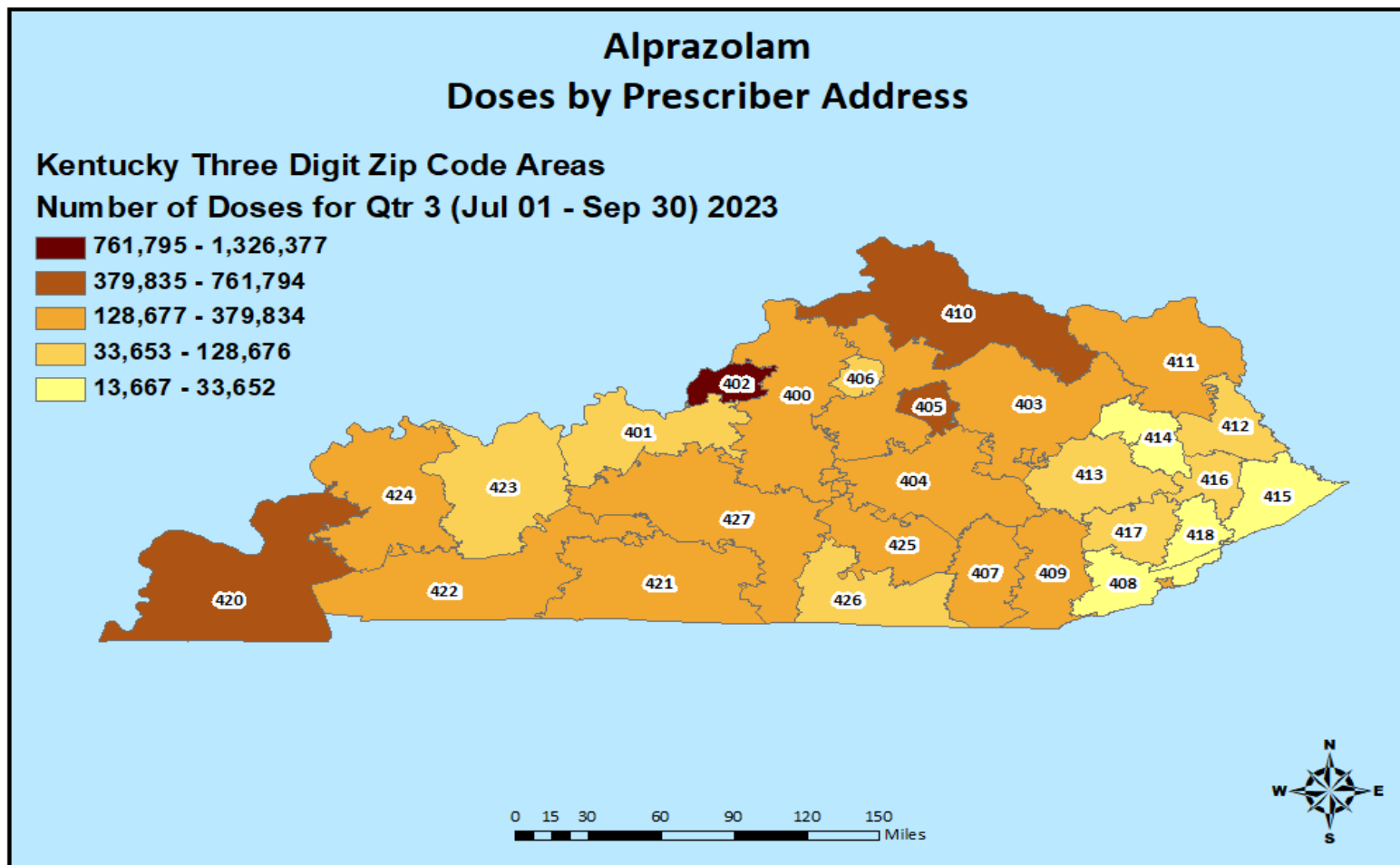
Diazepam Usage Q3 2023

Actual Number of Diazepam Doses for Quarter 3, 2023							
COUNTY	# DOSES	COUNTY	# DOSES	COUNTY	# DOSES	COUNTY	# DOSES
ADAIR	18,150	EDMONSON	6,933	KNOX	22,563	NICHOLAS	3,770
ALLEN	6,304	ELLIOTT	4,539	LARUE	21,532	OHIO	13,530
ANDERSON	7,268	ESTILL	11,802	LAUREL	27,414	OLDHAM	13,360
BALLARD	6,217	FAYETTE	101,446	LAWRENCE	17,669	OWEN	4,306
BARREN	26,276	FLEMING	8,486	LEE	11,820	OWSLEY	13,053
BATH	7,403	FLOYD	67,603	LESLIE	2,551	PENDLETON	8,573
BELL	37,631	FRANKLIN	19,197	LETCHER	9,483	PERRY	23,610
BOONE	40,780	FULTON	5,103	LEWIS	10,482	PIKE	30,120
BOURBON	9,218	GALLATIN	4,098	LINCOLN	17,947	POWELL	7,593
BOYD	21,953	GARRARD	10,906	LIVINGSTON	9,444	PULASKI	42,965
BOYLE	15,292	GRANT	14,060	LOGAN	11,280	ROBERTSON	2,342
BRACKEN	9,915	GRAVES	29,731	LYON	5,803	ROCKCASTLE	7,860
BREATHITT	14,280	GRAYSON	22,852	MADISON	43,642	ROWAN	14,202
BRECKINRIDGE	7,450	GREEN	17,806	MAGOFFIN	20,878	RUSSELL	6,721
BULLITT	20,928	GREENUP	35,335	MARION	9,902	SCOTT	26,471
BUTLER	5,908	HANCOCK	2,445	MARSHALL	32,429	SHELBY	15,145
CALDWELL	9,009	HARDIN	37,533	MARTIN	17,994	SIMPSON	5,161
CALLOWAY	38,078	HARLAN	14,461	MASON	10,380	SPENCER	7,626
CAMPBELL	36,099	HARRISON	19,340	MCCRACKEN	42,203	TAYLOR	31,738
CARLISLE	3,922	HART	14,424	MCCREARY	11,791	TODD	3,461
CARROLL	4,684	HENDERSON	36,521	MCLEAN	4,480	TRIGG	9,912
CARTER	16,856	HENRY	5,396	MEADE	6,479	TRIMBLE	1,235
CASEY	11,692	HICKMAN	2,450	MENIFEE	2,778	UNION	8,569
CHRISTIAN	28,891	HOPKINS	20,929	MERCER	15,716	WARREN	49,910
CLARK	17,499	JACKSON	9,177	METCALFE	12,402	WASHINGTON	5,002
CLAY	25,730	JEFFERSON	222,634	MONROE	5,139	WAYNE	12,516
CLINTON	11,493	JESSAMINE	21,260	MONTGOMERY	18,834	WEBSTER	7,010
CRITTENDEN	7,887	JOHNSON	51,576	MORGAN	6,435	WHITLEY	33,965
CUMBERLAND	3,214	KENTON	51,993	MUHLENBERG	13,999	WOLFE	6,647
DAVIESS	26,994	KNOTT	17,351	NELSON	22,765	WOODFORD	9,534
TOTAL						2,276,549	

Per 1000 Diazepam Usage Q3 2023

Actual Number of Diazepam Doses per 1,000 Residents for Quarter 3, 2023							
COUNTY	PER 1000	COUNTY	PER 1000	COUNTY	PER 1000	COUNTY	PER 1000
ADAIR	941	EDMONSON	572	KNOX	712	NICHOLAS	532
ALLEN	306	ELLIOTT	598	LARUE	1,528	OHIO	555
ANDERSON	328	ESTILL	825	LAUREL	455	OLDHAM	204
BALLARD	772	FAYETTE	319	LAWRENCE	1,114	OWEN	405
BARREN	597	FLEMING	585	LEE	1,796	OWSLEY	2,906
BATH	601	FLOYD	1,822	LESLIE	242	PENDLETON	589
BELL	1,388	FRANKLIN	380	LETCHER	416	PERRY	863
BOONE	317	FULTON	826	LEWIS	780	PIKE	497
BOURBON	460	GALLATIN	476	LINCOLN	736	POWELL	617
BOYD	456	GARRARD	631	LIVINGSTON	1,019	PULASKI	672
BOYLE	509	GRANT	564	LOGAN	424	ROBERTSON	1,087
BRACKEN	1,180	GRAVES	800	LYON	719	ROCKCASTLE	466
BREATHITT	1,075	GRAYSON	873	MADISON	487	ROWAN	581
BRECKINRIDGE	373	GREEN	1,610	MAGOFFIN	1,646	RUSSELL	379
BULLITT	264	GREENUP	984	MARION	516	SCOTT	490
BUTLER	460	HANCOCK	278	MARSHALL	1,034	SHELBY	326
CALDWELL	717	HARDIN	350	MARTIN	1,499	SIMPSON	285
CALLOWAY	991	HARLAN	532	MASON	604	SPENCER	417
CAMPBELL	391	HARRISON	1,037	MCCRACKEN	648	TAYLOR	1,250
CARLISLE	808	HART	774	MCCREARY	673	TODD	281
CARROLL	439	HENDERSON	790	MCLEAN	473	TRIGG	695
CARTER	623	HENRY	341	MEADE	230	TRIMBLE	143
CASEY	739	HICKMAN	530	MENIFEE	434	UNION	576
CHRISTIAN	399	HOPKINS	456	MERCER	732	WARREN	398
CLARK	489	JACKSON	686	METCALFE	1,238	WASHINGTON	410
CLAY	1,239	JEFFERSON	291	MONROE	485	WAYNE	612
CLINTON	1,129	JESSAMINE	406	MONTGOMERY	678	WEBSTER	526
CRITTENDEN	858	JOHNSON	2,245	MORGAN	484	WHITLEY	941
CUMBERLAND	477	KENTON	315	MUHLENBERG	451	WOLFE	928
DAVIESS	271	KNOTT	1,116	NELSON	500	WOODFORD	365

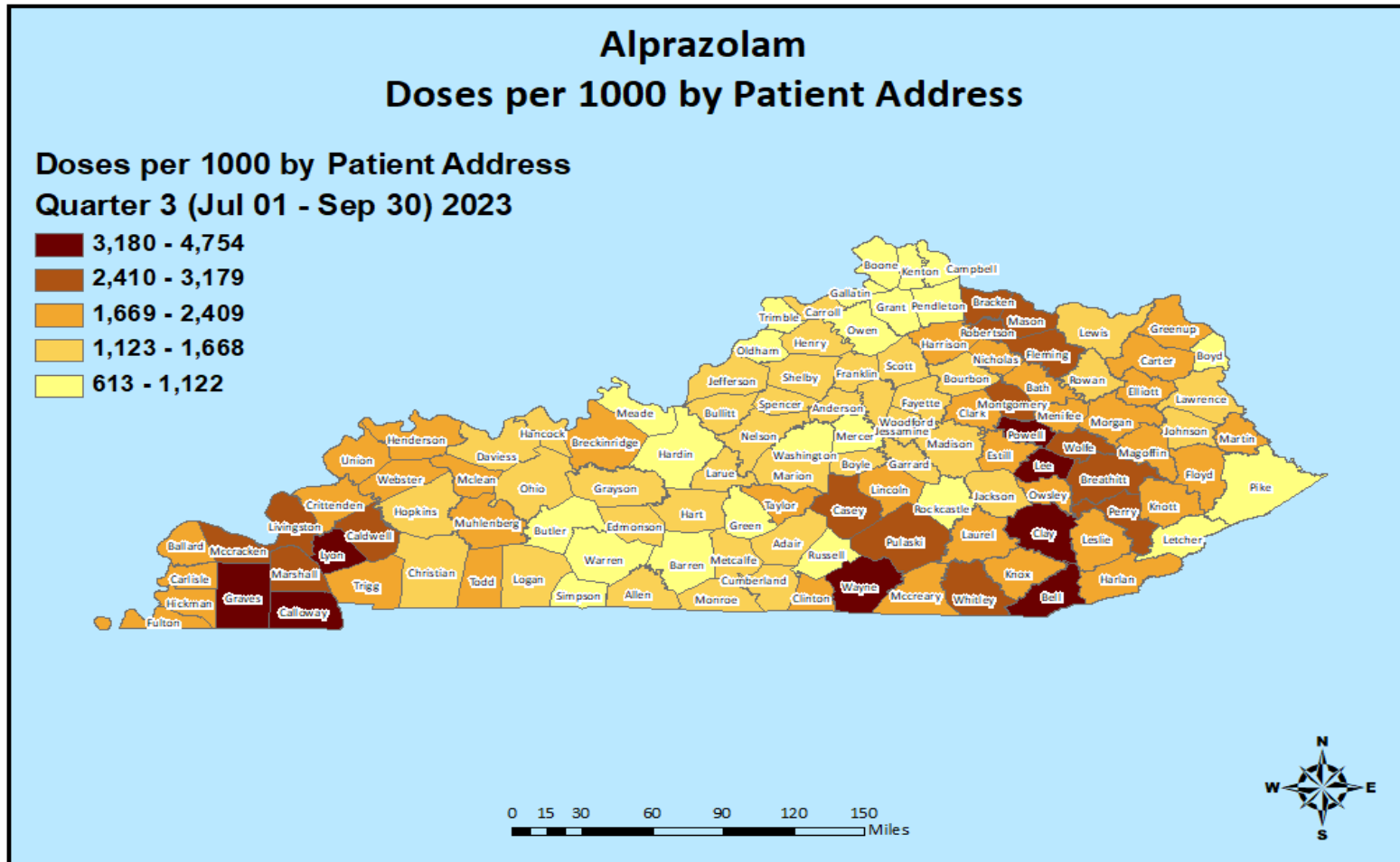
Alprazolam Prescribing Q3 2023



Alprazolam Prescribing Q3 2023

3 Digit Zip	Doses By Prescriber Zip-Actual Number of Alprazolam Doses for Quarter 3, 2023
400	249,878
401	86,670
402	1,326,377
403	379,834
404	217,878
405	761,794
406	58,540
407	245,906
408	33,652
409	162,018
410	525,637
411	196,009
412	71,080
413	62,355
414	27,519
415	13,667
416	89,922
417	128,676
418	16,579
420	684,229
421	249,459
422	180,715
423	102,660
424	193,696
425	255,200
426	90,249
427	231,355
Totals	6,641,554

Alprazolam Usage Q3 2023



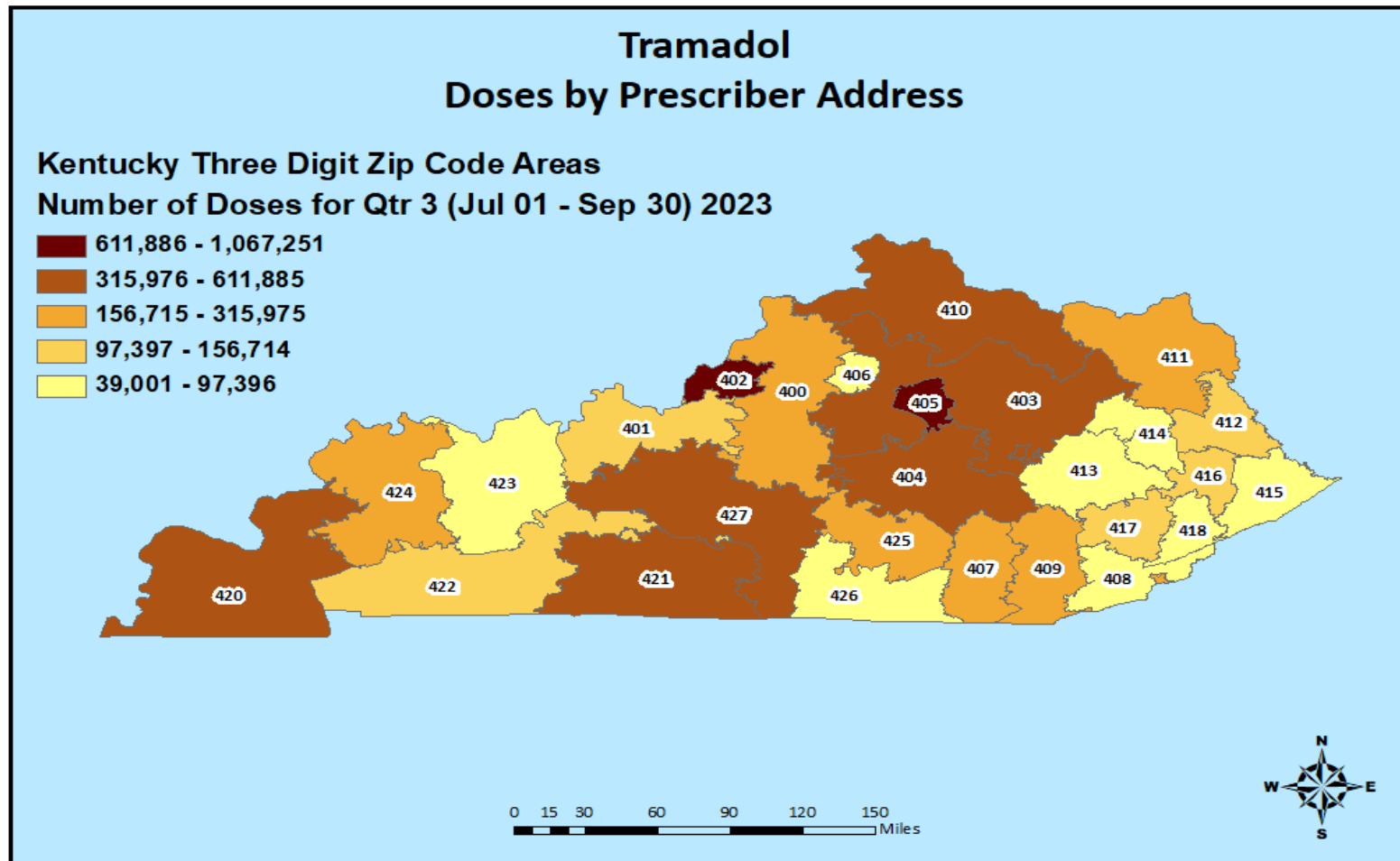
Alprazolam Usage Q3 2023

Actual Number of Alprazolam Doses for Quarter 3, 2023							
COUNTY	# DOSES	COUNTY	# DOSES	COUNTY	# DOSES	COUNTY	# DOSES
ADAIR	27,744	EDMONSON	14,857	KNOX	62,615	NICHOLAS	15,821
ALLEN	28,064	ELLIOTT	14,169	LARUE	19,049	OHIO	38,782
ANDERSON	28,084	ESTILL	29,720	LAUREL	121,018	OLDHAM	71,660
BALLARD	15,773	FAYETTE	373,818	LAWRENCE	22,503	OWEN	9,238
BARREN	45,514	FLEMING	45,033	LEE	26,750	OWSLEY	9,523
BATH	22,795	FLOYD	69,435	LESLIE	18,866	PENDLETON	14,841
BELL	106,089	FRANKLIN	76,349	LETCHER	15,663	PERRY	86,916
BOONE	112,376	FULTON	14,886	LEWIS	22,415	PIKE	60,819
BOURBON	31,037	GALLATIN	7,737	LINCOLN	52,598	POWELL	46,388
BOYD	51,251	GARRARD	25,781	LIVINGSTON	23,290	PULASKI	188,308
BOYLE	46,745	GRANT	15,282	LOGAN	39,362	ROBERTSON	5,446
BRACKEN	25,123	GRAVES	139,004	LYON	38,360	ROCKCASTLE	18,385
BREATHITT	39,615	GRAYSON	39,778	MADISON	104,702	ROWAN	32,470
BRECKINRIDGE	39,623	GREEN	12,231	MAGOFFIN	30,166	RUSSELL	11,227
BULLITT	121,650	GREENUP	83,133	MARION	26,966	SCOTT	63,555
BUTLER	13,416	HANCOCK	12,809	MARSHALL	91,538	SHELBY	65,439
CALDWELL	35,323	HARDIN	101,414	MARTIN	24,355	SIMPSON	19,988
CALLOWAY	135,519	HARLAN	47,383	MASON	50,385	SPENCER	24,008
CAMPBELL	103,468	HARRISON	40,509	MCCRACKEN	169,639	TAYLOR	44,205
CARLISLE	10,289	HART	22,830	MCCREARY	32,896	TODD	29,122
CARROLL	13,833	HENDERSON	104,967	MCLEAN	17,446	TRIGG	26,501
CARTER	56,135	HENRY	19,561	MEADE	25,393	TRIMBLE	9,292
CASEY	39,179	HICKMAN	8,269	MENIFEE	11,034	UNION	27,804
CHRISTIAN	98,086	HOPKINS	54,671	MERCER	21,129	WARREN	115,392
CLARK	63,569	JACKSON	18,740	METCALFE	12,029	WASHINGTON	11,238
CLAY	70,283	JEFFERSON	1,146,136	MONROE	12,578	WAYNE	68,908
CLINTON	21,879	JESSAMINE	71,734	MONTGOMERY	77,360	WEBSTER	25,454
CRITTENDEN	16,087	JOHNSON	37,615	MORGAN	26,237	WHITLEY	107,258
CUMBERLAND	10,623	KENTON	132,243	MUHLENBERG	58,834	WOLFE	21,138
DAVIESS	123,226	KNOTT	36,088	NELSON	61,853	WOODFORD	39,045
						TOTAL	6,993,780

Per 1000 Alprazolam Usage Q3 2023

Actual Number of Alprazolam Doses per 1,000 Residents for Quarter 3, 2023							
COUNTY	PER 1000	COUNTY	PER 1000	COUNTY	PER 1000	COUNTY	PER 1000
ADAIR	1,439	EDMONSON	1,226	KNOX	1,976	NICHOLAS	2,233
ALLEN	1,360	ELLIOTT	1,867	LARUE	1,351	OHIO	1,591
ANDERSON	1,267	ESTILL	2,077	LAUREL	2,009	OLDHAM	1,093
BALLARD	1,958	FAYETTE	1,174	LAWRENCE	1,419	OWEN	868
BARREN	1,035	FLEMING	3,104	LEE	4,065	OWSLEY	2,120
BATH	1,849	FLOYD	1,871	LESLIE	1,790	PENDLETON	1,019
BELL	3,912	FRANKLIN	1,510	LETCHER	688	PERRY	3,179
BOONE	874	FULTON	2,409	LEWIS	1,668	PIKE	1,004
BOURBON	1,550	GALLATIN	899	LINCOLN	2,158	POWELL	3,769
BOYD	1,065	GARRARD	1,491	LIVINGSTON	2,513	PULASKI	2,944
BOYLE	1,557	GRANT	613	LOGAN	1,480	ROBERTSON	2,527
BRACKEN	2,991	GRAVES	3,738	LYON	4,754	ROCKCASTLE	1,091
BREATHITT	2,982	GRAYSON	1,519	MADISON	1,169	ROWAN	1,328
BRECKINRIDGE	1,985	GREEN	1,106	MAGOFFIN	2,378	RUSSELL	634
BULLITT	1,537	GREENUP	2,316	MARION	1,404	SCOTT	1,178
BUTLER	1,044	HANCOCK	1,454	MARSHALL	2,918	SHELBY	1,410
CALDWELL	2,811	HARDIN	945	MARTIN	2,029	SIMPSON	1,105
CALLOWAY	3,526	HARLAN	1,744	MASON	2,931	SPENCER	1,314
CAMPBELL	1,122	HARRISON	2,173	MCCRACKEN	2,603	TAYLOR	1,741
CARLISLE	2,119	HART	1,226	MCCREARY	1,879	TODD	2,369
CARROLL	1,295	HENDERSON	2,269	MCLEAN	1,841	TRIGG	1,858
CARTER	2,076	HENRY	1,237	MEADE	903	TRIMBLE	1,078
CASEY	2,477	HICKMAN	1,787	MENIFEE	1,722	UNION	1,869
CHRISTIAN	1,356	HOPKINS	1,191	MERCER	984	WARREN	919
CLARK	1,775	JACKSON	1,402	METCALFE	1,201	WASHINGTON	922
CLAY	3,385	JEFFERSON	1,498	MONROE	1,188	WAYNE	3,369
CLINTON	2,150	JESSAMINE	1,370	MONTGOMERY	2,786	WEBSTER	1,912
CRITTENDEN	1,751	JOHNSON	1,637	MORGAN	1,973	WHITLEY	2,971
CUMBERLAND	1,577	KENTON	802	MUHLENBERG	1,896	WOLFE	2,953
DAVIESS	1,236	KNOTT	2,322	NELSON	1,358	WOODFORD	1,495

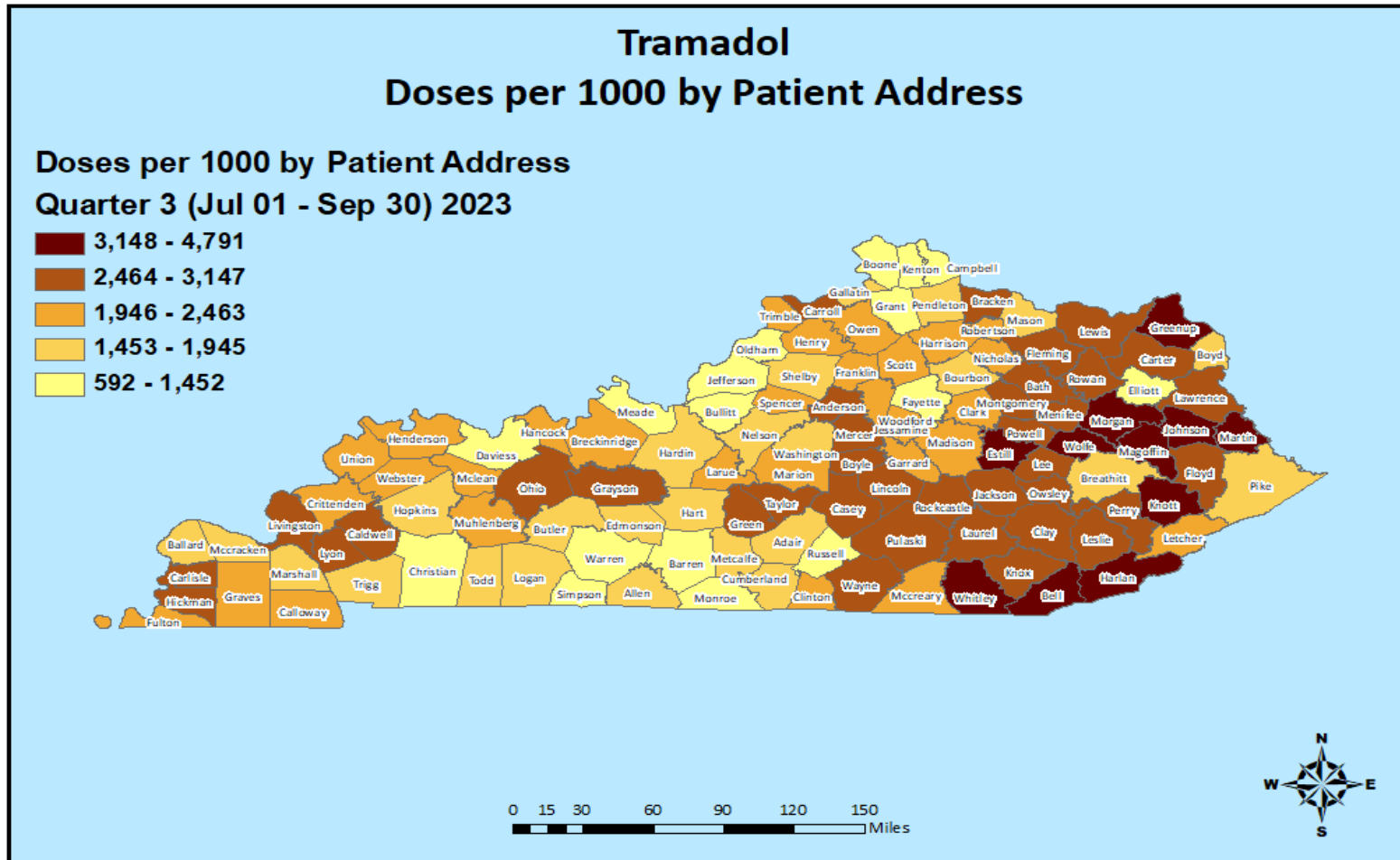
Tramadol Prescribing Q3 2023



Tramadol Prescribing Q3 2023

3 Digit Zip	Doses By Prescriber Zip-Actual Number of Tramadol Doses for Quarter 3, 2023
400	290,461
401	119,468
402	1,042,412
403	518,181
404	392,125
405	1,067,251
406	62,059
407	273,330
408	94,422
409	220,723
410	611,885
411	315,975
412	139,985
413	60,103
414	77,144
415	39,001
416	124,998
417	156,714
418	75,481
420	475,276
421	353,516
422	132,112
423	93,036
424	218,784
425	231,065
426	97,396
427	371,351
Totals	7,654,254

Tramadol Usage Q3 2023



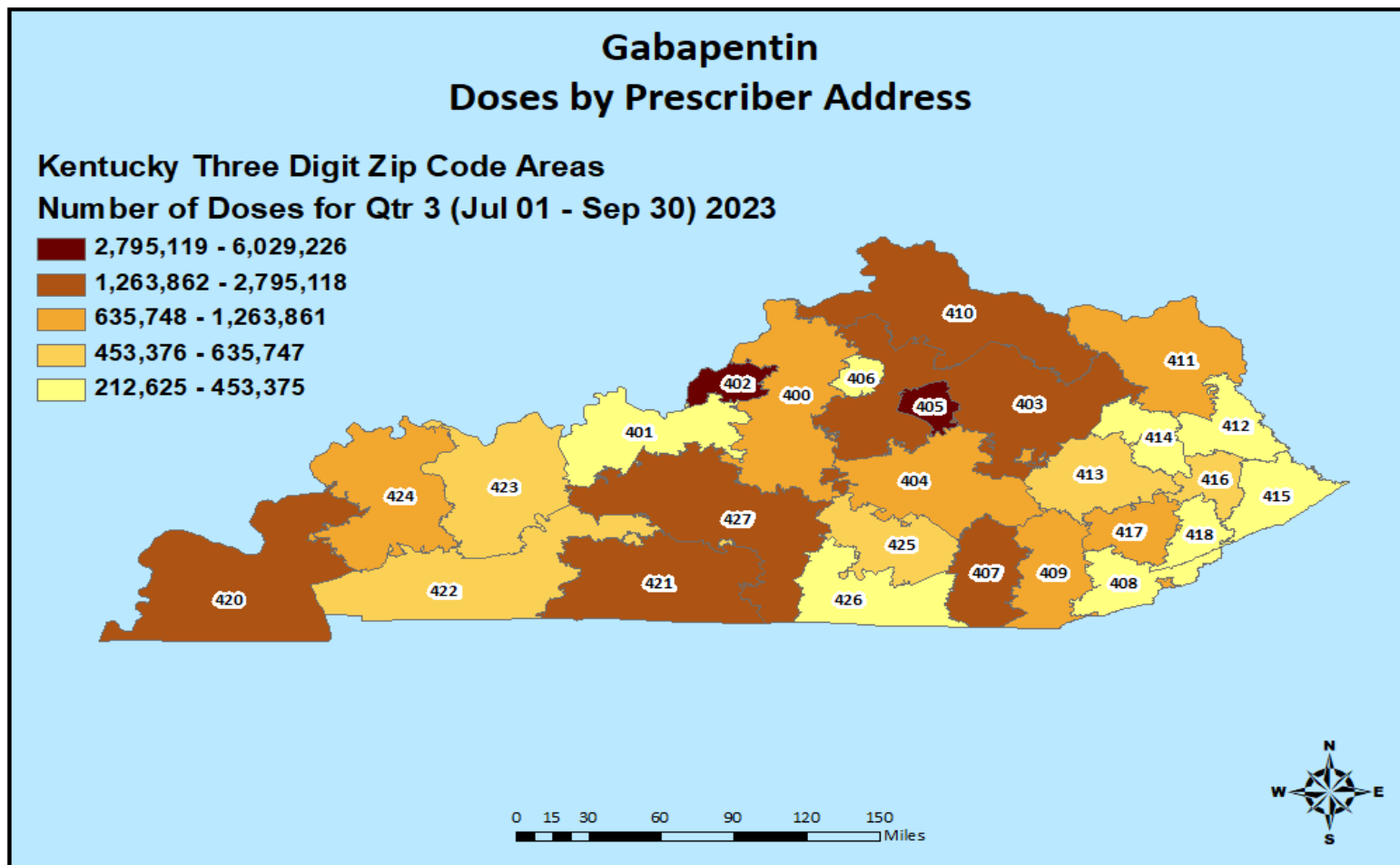
Tramadol Usage Q3 2023

Actual Number of Tramadol Doses for Quarter 3, 2023							
COUNTY	# DOSES	COUNTY	# DOSES	COUNTY	# DOSES	COUNTY	# DOSES
ADAIR	32,852	EDMONSON	20,861	KNOX	87,790	NICHOLAS	15,762
ALLEN	32,789	ELLIOTT	9,581	LARUE	31,761	OHIO	61,222
ANDERSON	56,682	ESTILL	48,685	LAUREL	151,505	OLDHAM	74,634
BALLARD	12,499	FAYETTE	441,378	LAWRENCE	48,622	OWEN	22,971
BARREN	56,236	FLEMING	39,441	LEE	19,673	OWSLEY	13,646
BATH	36,955	FLOYD	116,085	LESLIE	29,137	PENDLETON	24,329
BELL	97,503	FRANKLIN	105,883	LETCHER	49,055	PERRY	79,592
BOONE	172,202	FULTON	12,770	LEWIS	34,564	PIKE	105,127
BOURBON	37,391	GALLATIN	13,219	LINCOLN	70,601	POWELL	32,936
BOYD	79,047	GARRARD	40,161	LIVINGSTON	23,383	PULASKI	200,737
BOYLE	77,413	GRANT	33,610	LOGAN	49,940	ROBERTSON	4,251
BRACKEN	21,251	GRAVES	82,023	LYON	21,694	ROCKCASTLE	47,344
BREATHITT	25,831	GRAYSON	67,422	MADISON	201,724	ROWAN	61,574
BRECKINRIDGE	43,280	GREEN	28,674	MAGOFFIN	45,374	RUSSELL	10,500
BULLITT	114,924	GREENUP	143,696	MARION	43,164	SCOTT	113,188
BUTLER	21,684	HANCOCK	17,763	MARSHALL	59,248	SHELBY	82,710
CALDWELL	35,595	HARDIN	193,060	MARTIN	47,103	SIMPSON	23,603
CALLOWAY	77,388	HARLAN	123,497	MASON	29,586	SPENCER	36,369
CAMPBELL	97,309	HARRISON	43,125	MCCRACKEN	120,419	TAYLOR	76,106
CARLISLE	14,883	HART	30,906	MCCREARY	43,138	TODD	19,452
CARROLL	26,971	HENDERSON	92,384	MCLEAN	19,365	TRIGG	26,678
CARTER	69,636	HENRY	32,411	MEADE	37,495	TRIMBLE	18,839
CASEY	45,288	HICKMAN	12,165	MENIFEE	20,163	UNION	30,767
CHRISTIAN	72,232	HOPKINS	88,480	MERCER	54,537	WARREN	155,567
CLARK	73,359	JACKSON	35,428	METCALFE	18,278	WASHINGTON	22,520
CLAY	63,208	JEFFERSON	751,390	MONROE	12,211	WAYNE	63,401
CLINTON	24,476	JESSAMINE	105,398	MONTGOMERY	87,045	WEBSTER	31,530
CRITTENDEN	21,164	JOHNSON	82,084	MORGAN	63,717	WHITLEY	126,902
CUMBERLAND	11,555	KENTON	153,270	MUHLENBERG	65,830	WOLFE	26,577
DAVIESS	117,389	KNOTT	56,305	NELSON	80,148	WOODFORD	54,446
						TOTAL	8,019,697

Per 1000 Tramadol Usage Q3 2023

Actual Number of Tramadol Doses per 1,000 Residents for Quarter 3, 2023							
COUNTY	PER 1000	COUNTY	PER 1000	COUNTY	PER 1000	COUNTY	PER 1000
ADAIR	1,704	EDMONSON	1,722	KNOX	2,771	NICHOLAS	2,225
ALLEN	1,589	ELLIOTT	1,263	LARUE	2,253	OHIO	2,511
ANDERSON	2,558	ESTILL	3,403	LAUREL	2,515	OLDHAM	1,138
BALLARD	1,552	FAYETTE	1,386	LAWRENCE	3,065	OWEN	2,159
BARREN	1,278	FLEMING	2,719	LEE	2,990	OWSLEY	3,039
BATH	2,998	FLOYD	3,128	LESLIE	2,765	PENDLETON	1,671
BELL	3,596	FRANKLIN	2,094	LETCHER	2,154	PERRY	2,911
BOONE	1,340	FULTON	2,067	LEWIS	2,571	PIKE	1,736
BOURBON	1,867	GALLATIN	1,535	LINCOLN	2,897	POWELL	2,676
BOYD	1,642	GARRARD	2,323	LIVINGSTON	2,523	PULASKI	3,139
BOYLE	2,579	GRANT	1,349	LOGAN	1,878	ROBERTSON	1,973
BRACKEN	2,530	GRAVES	2,206	LYON	2,689	ROCKCASTLE	2,810
BREATHITT	1,945	GRAYSON	2,575	MADISON	2,253	ROWAN	2,518
BRECKINRIDGE	2,168	GREEN	2,593	MAGOFFIN	3,577	RUSSELL	592
BULLITT	1,452	GREENUP	4,003	MARION	2,248	SCOTT	2,097
BUTLER	1,688	HANCOCK	2,016	MARSHALL	1,889	SHELBY	1,782
CALDWELL	2,832	HARDIN	1,799	MARTIN	3,925	SIMPSON	1,305
CALLOWAY	2,013	HARLAN	4,546	MASON	1,721	SPENCER	1,990
CAMPBELL	1,055	HARRISON	2,313	MCCRACKEN	1,848	TAYLOR	2,997
CARLISLE	3,065	HART	1,659	MCCREARY	2,463	TODD	1,582
CARROLL	2,526	HENDERSON	1,997	MCLEAN	2,044	TRIGG	1,870
CARTER	2,575	HENRY	2,049	MEADE	1,333	TRIMBLE	2,185
CASEY	2,864	HICKMAN	2,629	MENIFEE	3,147	UNION	2,068
CHRISTIAN	998	HOPKINS	1,928	MERCER	2,539	WARREN	1,239
CLARK	2,048	JACKSON	2,650	METCALFE	1,825	WASHINGTON	1,848
CLAY	3,044	JEFFERSON	982	MONROE	1,153	WAYNE	3,100
CLINTON	2,405	JESSAMINE	2,013	MONTGOMERY	3,134	WEBSTER	2,368
CRITTENDEN	2,303	JOHNSON	3,572	MORGAN	4,791	WHITLEY	3,516
CUMBERLAND	1,715	KENTON	929	MUHLENBERG	2,122	WOLFE	3,712
DAVISS	1,178	KNOTT	3,622	NELSON	1,759	WOODFORD	2,084

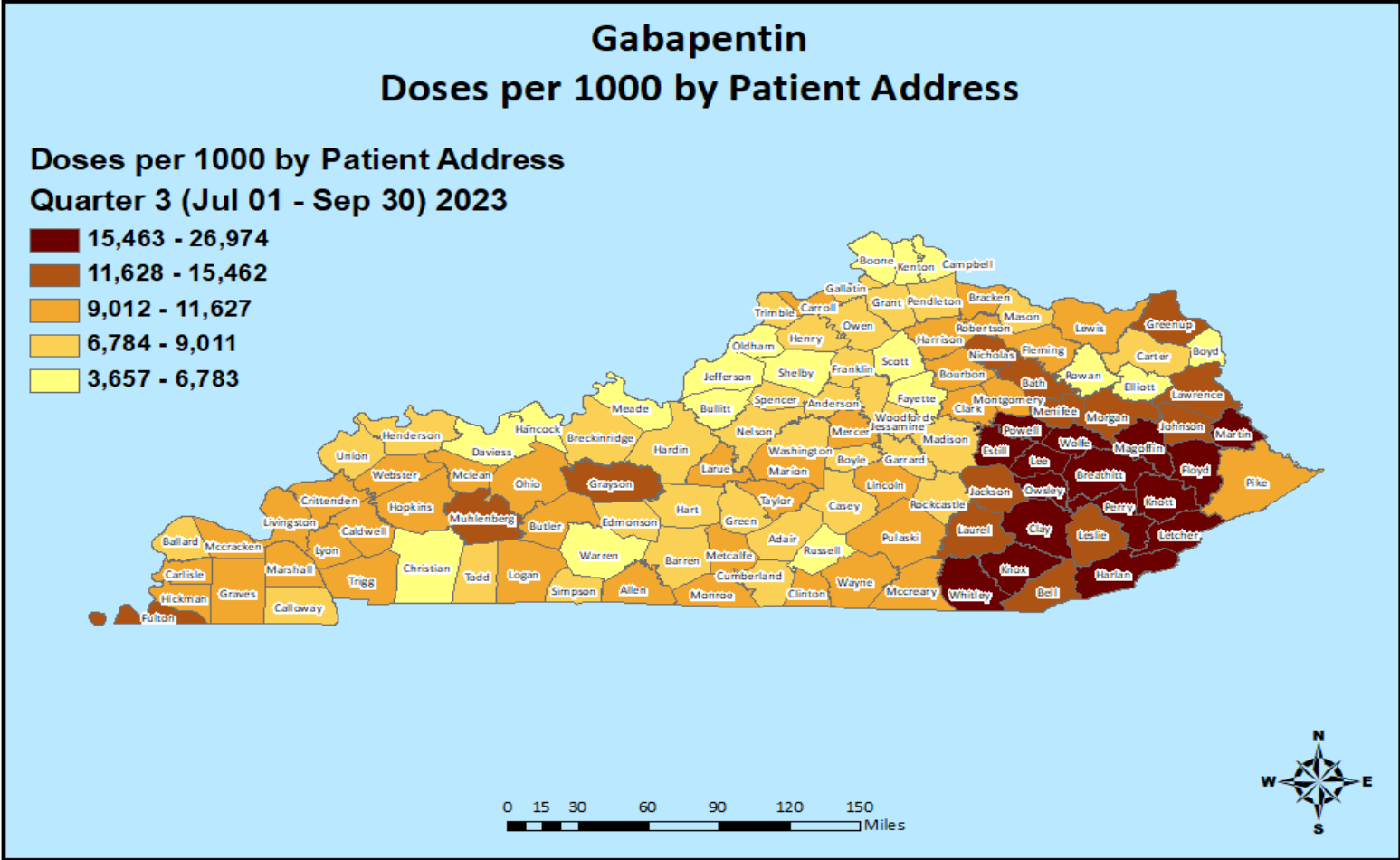
Gabapentin Prescribing Q3 2023



Gabapentin Prescribing Q3 2023

3 Digit Zip	Doses By Prescriber Zip-Actual Number of Gabapentin Doses for Quarter 3, 2023
400	1,089,608
401	388,830
402	6,029,226
403	2,106,793
404	1,263,861
405	4,826,971
406	212,751
407	1,927,168
408	327,787
409	915,765
410	2,795,118
411	1,076,373
412	453,375
413	538,334
414	261,340
415	212,625
416	614,693
417	1,104,693
418	400,295
420	2,217,562
421	2,007,657
422	635,747
423	511,704
424	884,860
425	598,980
426	405,871
427	1,699,552
Totals	35,507,539

Gabapentin Usage Q3 2023



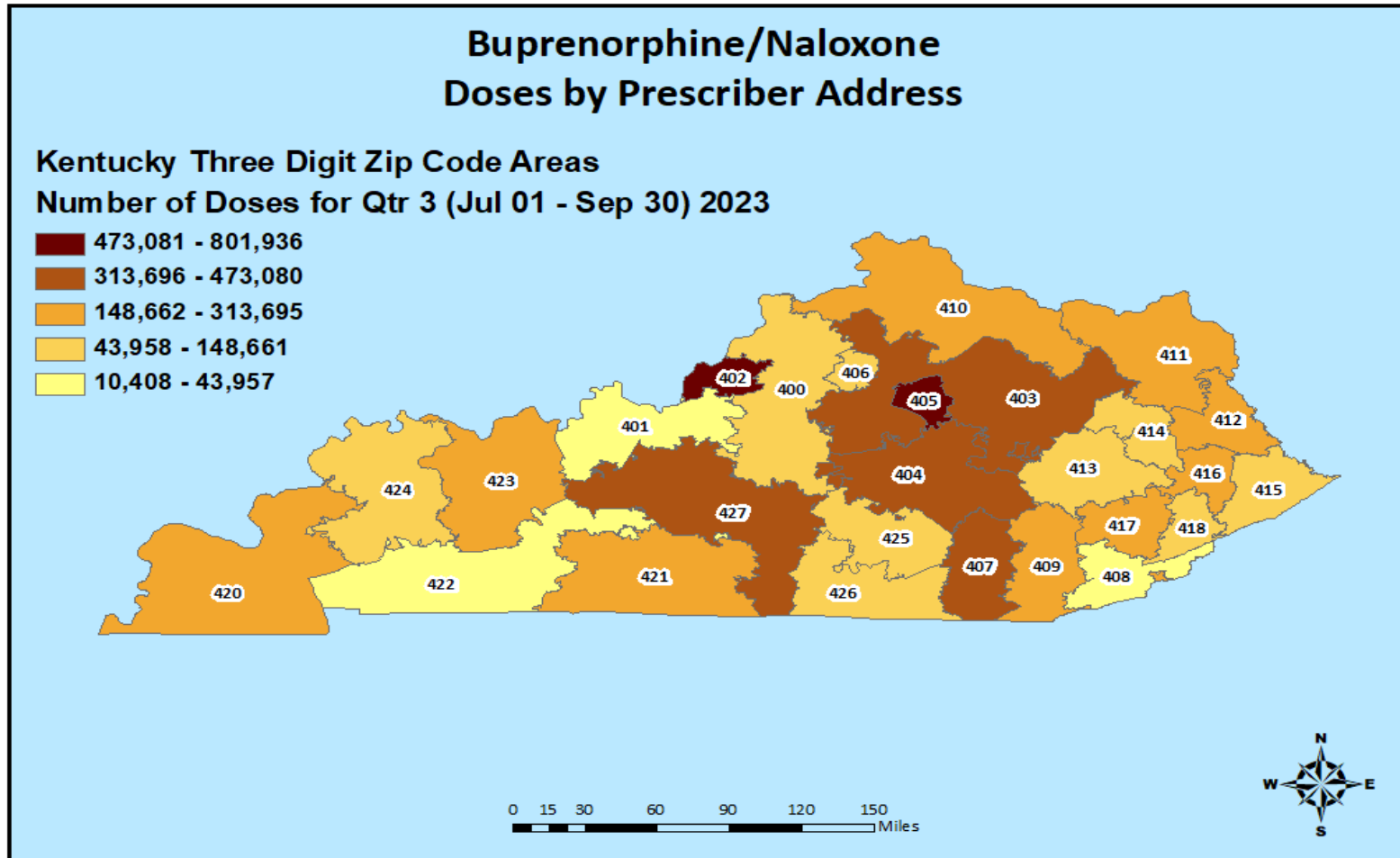
Gabapentin Usage Q3 2023

Actual Number of Gabapentin Doses for Quarter 3, 2023							
COUNTY	# DOSES	COUNTY	# DOSES	COUNTY	# DOSES	COUNTY	# DOSES
ADAIR	171,614	EDMONSON	92,329	KNOX	543,417	NICHOLAS	102,514
ALLEN	194,696	ELLIOTT	45,986	LARUE	136,780	OHIO	233,375
ANDERSON	199,062	ESTILL	252,835	LAUREL	742,018	OLDHAM	279,516
BALLARD	55,841	FAYETTE	1,678,124	LAWRENCE	198,944	OWEN	80,013
BARREN	376,433	FLEMING	135,684	LEE	131,845	OWSLEY	118,061
BATH	171,262	FLOYD	726,009	LESLIE	141,688	PENDLETON	111,971
BELL	413,536	FRANKLIN	384,713	LETCHER	473,657	PERRY	619,887
BOONE	736,887	FULTON	73,880	LEWIS	150,588	PIKE	656,135
BOURBON	215,089	GALLATIN	62,451	LINCOLN	243,120	POWELL	232,686
BOYD	289,017	GARRARD	123,286	LIVINGSTON	104,556	PULASKI	619,154
BOYLE	226,785	GRANT	196,528	LOGAN	267,327	ROBERTSON	22,023
BRACKEN	80,973	GRAVES	379,963	LYON	74,644	ROCKCASTLE	140,050
BREATHITT	234,922	GRAYSON	358,314	MADISON	805,318	ROWAN	160,854
BRECKINRIDGE	157,388	GREEN	98,242	MAGOFFIN	235,305	RUSSELL	64,802
BULLITT	523,082	GREENUP	473,486	MARION	176,094	SCOTT	353,272
BUTLER	123,641	HANCOCK	57,722	MARSHALL	303,910	SHELBY	314,550
CALDWELL	140,976	HARDIN	867,097	MARTIN	207,187	SIMPSON	138,295
CALLOWAY	297,819	HARLAN	504,591	MASON	134,898	SPENCER	162,442
CAMPBELL	537,647	HARRISON	212,480	MCCRACKEN	616,000	TAYLOR	262,867
CARLISLE	53,970	HART	152,735	MCCREARY	194,121	TODD	96,057
CARROLL	113,563	HENDERSON	376,442	MCLEAN	98,170	TRIGG	132,797
CARTER	230,361	HENRY	138,434	MEADE	152,168	TRIMBLE	60,305
CASEY	134,125	HICKMAN	43,579	MENIFEE	85,935	UNION	122,008
CHRISTIAN	422,917	HOPKINS	444,603	MERCER	197,799	WARREN	851,478
CLARK	386,894	JACKSON	206,701	METCALFE	109,324	WASHINGTON	95,783
CLAY	560,140	JEFFERSON	4,555,882	MONROE	111,646	WAYNE	219,513
CLINTON	114,819	JESSAMINE	425,161	MONTGOMERY	322,891	WEBSTER	136,530
CRITTENDEN	86,208	JOHNSON	302,549	MORGAN	173,666	WHITLEY	870,675
CUMBERLAND	60,717	KENTON	770,308	MUHLENBERG	416,281	WOLFE	123,862
DAVIESS	433,599	KNOTT	317,427	NELSON	404,409	WOODFORD	188,959
						TOTAL	37,725,664

Per 1000 Gabapentin Usage Q3 2023

Actual Number of Gabapentin Doses per 1,000 Residents for Quarter 3, 2023							
COUNTY	PER 1000	COUNTY	PER 1000	COUNTY	PER 1000	COUNTY	PER 1000
ADAIR	8,901	EDMONSON	7,622	KNOX	17,150	NICHOLAS	14,471
ALLEN	9,437	ELLIOTT	6,060	LARUE	9,703	OHIO	9,573
ANDERSON	8,984	ESTILL	17,672	LAUREL	12,316	OLDHAM	4,264
BALLARD	6,933	FAYETTE	5,270	LAWRENCE	12,541	OWEN	7,519
BARREN	8,557	FLEMING	9,353	LEE	20,037	OWSLEY	26,288
BATH	13,893	FLOYD	19,564	LESLIE	13,445	PENDLETON	7,690
BELL	15,250	FRANKLIN	7,609	LETCHER	20,799	PERRY	22,671
BOONE	5,733	FULTON	11,957	LEWIS	11,203	PIKE	10,835
BOURBON	10,738	GALLATIN	7,254	LINCOLN	9,975	POWELL	18,905
BOYD	6,005	GARRARD	7,130	LIVINGSTON	11,280	PULASKI	9,681
BOYLE	7,555	GRANT	7,885	LOGAN	10,053	ROBERTSON	10,219
BRACKEN	9,640	GRAVES	10,219	LYON	9,251	ROCKCASTLE	8,312
BREATHITT	17,685	GRAYSON	13,684	MADISON	8,993	ROWAN	6,579
BRECKINRIDGE	7,885	GREEN	8,883	MAGOFFIN	18,551	RUSSELL	3,657
BULLITT	6,609	GREENUP	13,192	MARION	9,169	SCOTT	6,545
BUTLER	9,626	HANCOCK	6,552	MARSHALL	9,689	SHELBY	6,778
CALDWELL	11,217	HARDIN	8,080	MARTIN	17,263	SIMPSON	7,648
CALLOWAY	7,748	HARLAN	18,573	MASON	7,847	SPENCER	8,889
CAMPBELL	5,831	HARRISON	11,395	MCCRACKEN	9,453	TAYLOR	10,350
CARLISLE	11,116	HART	8,200	MCCREARY	11,086	TODD	7,813
CARROLL	10,634	HENDERSON	8,139	MCLEAN	10,361	TRIGG	9,310
CARTER	8,517	HENRY	8,752	MEADE	5,410	TRIMBLE	6,996
CASEY	8,481	HICKMAN	9,418	MENIFEE	13,411	UNION	8,199
CHRISTIAN	5,845	HOPKINS	9,685	MERCER	9,210	WARREN	6,783
CLARK	10,801	JACKSON	15,462	METCALFE	10,913	WASHINGTON	7,858
CLAY	26,974	JEFFERSON	5,953	MONROE	10,545	WAYNE	10,733
CLINTON	11,282	JESSAMINE	8,120	MONTGOMERY	11,627	WEBSTER	10,253
CRITTENDEN	9,383	JOHNSON	13,167	MORGAN	13,060	WHITLEY	24,121
CUMBERLAND	9,011	KENTON	4,670	MUHLENBERG	13,416	WOLFE	17,302
DAVIESS	4,350	KNOTT	20,421	NELSON	8,877	WOODFORD	7,233

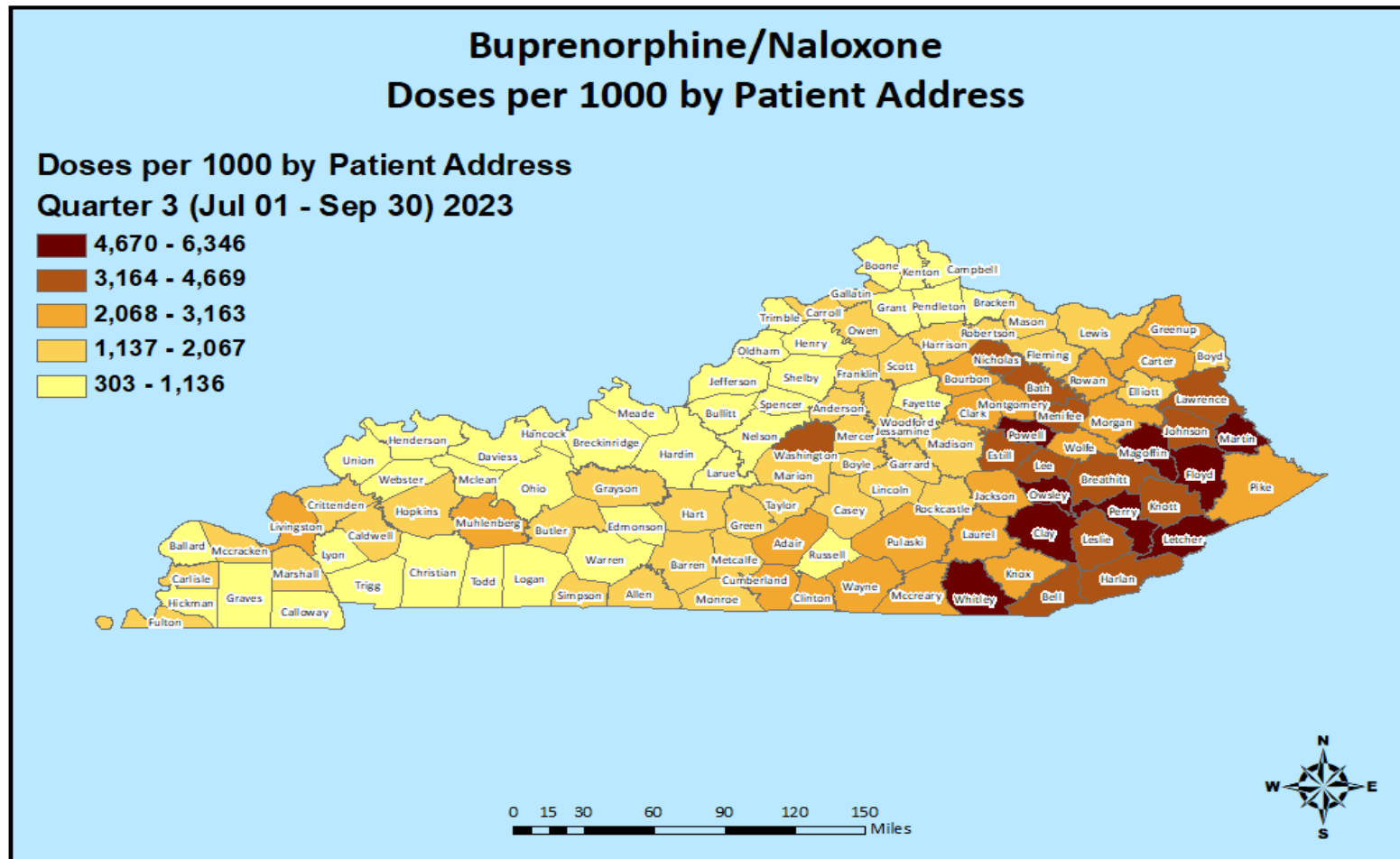
Buprenorphine/Naloxone Prescribing Q3 2023



Buprenorphine/Naloxone Prescribing Q3 2023

3 Digit Zip	Doses By Prescriber Zip-Actual Number of Buprenorphine/Naloxone Doses for Quarter 3, 2023
400	92,190
401	10,408
402	801,936
403	473,080
404	407,425
405	752,953
406	146,910
407	456,558
408	43,957
409	241,876
410	286,635
411	302,085
412	210,180
413	148,661
414	87,325
415	74,650
416	172,632
417	202,106
418	129,435
420	313,695
421	282,874
422	13,892
423	176,008
424	62,810
425	142,720
426	69,387
427	338,253
Totals	6,440,641

Buprenorphine/Naloxone Usage Q3 2023



Buprenorphine/Naloxone Usage

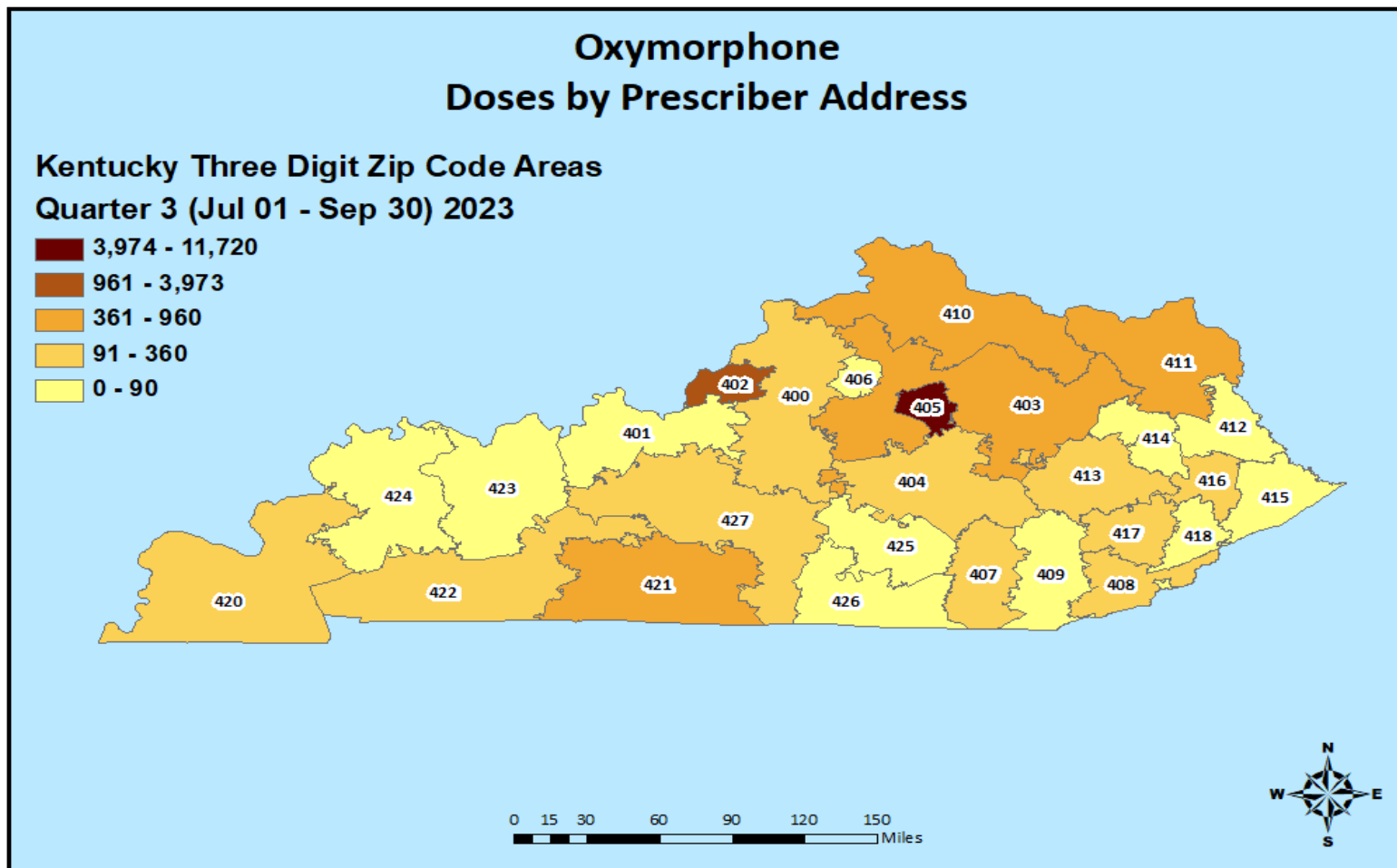
Q3 2023

Actual Number of Buprenorphine/Naloxone Doses for Quarter 3, 2023							
COUNTY	# DOSES	COUNTY	# DOSES	COUNTY	# DOSES	COUNTY	# DOSES
ADAIR	42,582	EDMONSON	12,009	KNOX	95,501	NICHOLAS	25,397
ALLEN	27,610	ELLIOTT	14,983	LARUE	12,059	OHIO	27,687
ANDERSON	34,478	ESTILL	50,203	LAUREL	187,868	OLDHAM	25,910
BALLARD	6,093	FAYETTE	322,229	LAWRENCE	61,128	OWEN	13,559
BARREN	76,332	FLEMING	23,451	LEE	29,976	OWSLEY	28,502
BATH	46,061	FLOYD	204,425	LESLIE	43,921	PENDLETON	14,190
BELL	106,129	FRANKLIN	86,658	LETCHER	136,614	PERRY	145,660
BOONE	70,935	FULTON	9,474	LEWIS	25,838	PIKE	173,762
BOURBON	49,787	GALLATIN	10,455	LINCOLN	47,998	POWELL	59,507
BOYD	93,315	GARRARD	24,472	LIVINGSTON	20,379	PULASKI	138,603
BOYLE	37,319	GRANT	28,112	LOGAN	24,641	ROBERTSON	3,733
BRACKEN	6,777	GRAVES	40,379	LYON	6,965	ROCKCASTLE	32,773
BREATHITT	57,638	GRAYSON	34,420	MADISON	165,730	ROWAN	62,043
BRECKINRIDGE	10,746	GREEN	13,309	MAGOFFIN	67,247	RUSSELL	12,783
BULLITT	75,647	GREENUP	113,543	MARION	30,905	SCOTT	92,781
BUTLER	16,121	HANCOCK	2,673	MARSHALL	45,008	SHELBY	33,107
CALDWELL	18,277	HARDIN	90,186	MARTIN	58,471	SIMPSON	23,697
CALLOWAY	30,735	HARLAN	126,858	MASON	20,938	SPENCER	16,307
CAMPBELL	60,453	HARRISON	36,065	MCCRACKEN	90,865	TAYLOR	42,900
CARLISLE	6,126	HART	28,169	MCCREARY	46,382	TODD	7,071
CARROLL	16,367	HENDERSON	43,380	MCLEAN	8,934	TRIGG	10,226
CARTER	71,870	HENRY	13,081	MEADE	16,341	TRIMBLE	9,620
CASEY	27,966	HICKMAN	3,575	MENIFEE	22,747	UNION	8,602
CHRISTIAN	43,029	HOPKINS	69,604	MERCER	36,326	WARREN	114,339
CLARK	107,599	JACKSON	37,863	METCALFE	17,022	WASHINGTON	40,605
CLAY	130,804	JEFFERSON	546,225	MONROE	19,035	WAYNE	58,424
CLINTON	23,221	JESSAMINE	93,512	MONTGOMERY	87,136	WEBSTER	14,775
CRITTENDEN	18,988	JOHNSON	91,868	MORGAN	34,886	WHITLEY	223,051
CUMBERLAND	15,170	KENTON	114,997	MUHLENBERG	83,883	WOLFE	18,678
DAVIESS	37,627	KNOTT	63,590	NELSON	50,311	WOODFORD	34,305
						TOTAL	6,823,222

Per 1000 Buprenorphine/Naloxone Usage Q3 2023

Actual Number of Buprenorphine/Naloxone Doses per 1,000 Residents for Quarter 3, 2023							
COUNTY	PER 1000	COUNTY	PER 1000	COUNTY	PER 1000	COUNTY	PER 1000
ADAIR	2,209	EDMONSON	991	KNOX	3,014	NICHOLAS	3,585
ALLEN	1,338	ELLIOTT	1,975	LARUE	855	OHIO	1,136
ANDERSON	1,556	ESTILL	3,509	LAUREL	3,118	OLDHAM	395
BALLARD	757	FAYETTE	1,012	LAWRENCE	3,853	OWEN	1,274
BARREN	1,735	FLEMING	1,617	LEE	4,556	OWSLEY	6,346
BATH	3,737	FLOYD	5,509	LESLIE	4,168	PENDLETON	975
BELL	3,914	FRANKLIN	1,714	LETCHER	5,999	PERRY	5,327
BOONE	552	FULTON	1,533	LEWIS	1,922	PIKE	2,869
BOURBON	2,486	GALLATIN	1,214	LINCOLN	1,969	POWELL	4,835
BOYD	1,939	GARRARD	1,415	LIVINGSTON	2,199	PULASKI	2,167
BOYLE	1,243	GRANT	1,128	LOGAN	927	ROBERTSON	1,732
BRACKEN	807	GRAVES	1,086	LYON	863	ROCKCASTLE	1,945
BREATHITT	4,339	GRAYSON	1,315	MADISON	1,851	ROWAN	2,537
BRECKINRIDGE	538	GREEN	1,203	MAGOFFIN	5,302	RUSSELL	721
BULLITT	956	GREENUP	3,163	MARION	1,609	SCOTT	1,719
BUTLER	1,255	HANCOCK	303	MARSHALL	1,435	SHELBY	713
CALDWELL	1,454	HARDIN	840	MARTIN	4,872	SIMPSON	1,310
CALLOWAY	800	HARLAN	4,669	MASON	1,218	SPENCER	892
CAMPBELL	656	HARRISON	1,934	MCCRACKEN	1,394	TAYLOR	1,689
CARLISLE	1,262	HART	1,512	MCCREARY	2,649	TODD	575
CARROLL	1,533	HENDERSON	938	MCLEAN	943	TRIGG	717
CARTER	2,657	HENRY	827	MEADE	581	TRIMBLE	1,116
CASEY	1,768	HICKMAN	773	MENIFEE	3,550	UNION	578
CHRISTIAN	595	HOPKINS	1,516	MERCER	1,691	WARREN	911
CLARK	3,004	JACKSON	2,832	METCALFE	1,699	WASHINGTON	3,331
CLAY	6,299	JEFFERSON	714	MONROE	1,798	WAYNE	2,857
CLINTON	2,282	JESSAMINE	1,786	MONTGOMERY	3,138	WEBSTER	1,110
CRITTENDEN	2,067	JOHNSON	3,998	MORGAN	2,623	WHITLEY	6,179
CUMBERLAND	2,251	KENTON	697	MUHLENBERG	2,703	WOLFE	2,609
DAVIESS	378	KNOTT	4,091	NELSON	1,104	WOODFORD	1,313

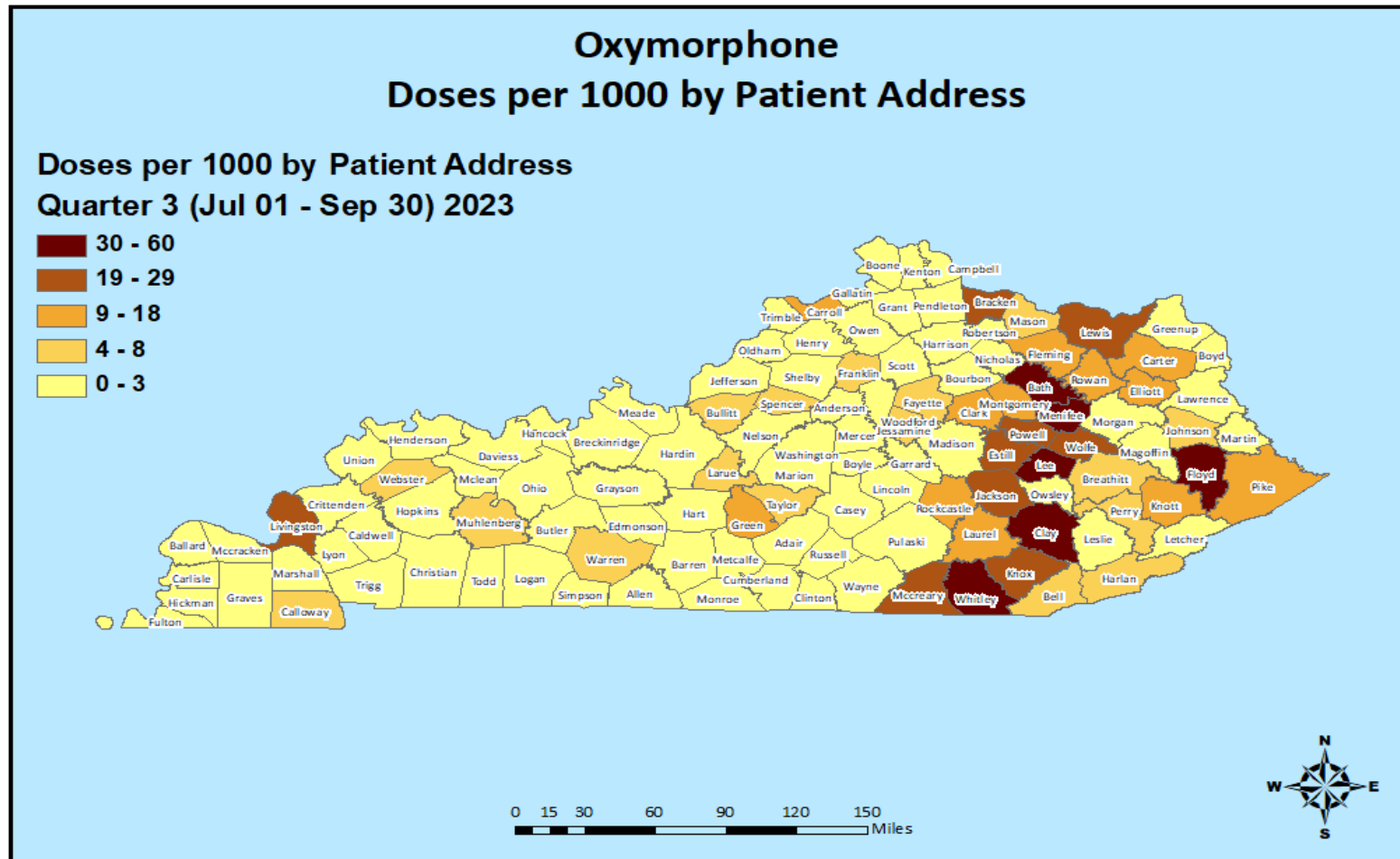
Oxymorphone Prescribing Q3 2023



Oxymorphone Prescribing Q3 2023

3 Digit Zip	Doses By Prescriber Zip-Actual Number of Oxymorphone Doses for Quarter 3, 2023
400	180
401	0
402	3,973
403	469
404	180
405	11,720
406	0
407	180
408	224
409	0
410	960
411	540
412	0
413	168
414	0
415	0
416	180
417	180
418	0
420	180
421	591
422	132
423	0
424	90
425	0
426	0
427	360
Totals	20,307

Oxymorphone Usage Q3 2023



Oxymorphone Usage

Q3 2023

Actual Number of Oxymorphone Doses for Quarter 3, 2023							
COUNTY	# DOSES	COUNTY	# DOSES	COUNTY	# DOSES	COUNTY	# DOSES
ADAIR	0	EDMONSON	0	KNOX	752	NICHOLAS	0
ALLEN	0	ELLIOTT	120	LARUE	81	OHIO	0
ANDERSON	0	ESTILL	300	LAUREL	618	OLDHAM	0
BALLARD	0	FAYETTE	1,700	LAWRENCE	0	OWEN	0
BARREN	0	FLEMING	180	LEE	270	OWSLEY	0
BATH	540	FLOYD	2,242	LESLIE	0	PENDLETON	0
BELL	224	FRANKLIN	180	LETCHER	0	PERRY	90
BOONE	240	FULTON	0	LEWIS	360	PIKE	842
BOURBON	31	GALLATIN	0	LINCOLN	0	POWELL	348
BOYD	0	GARRARD	0	LIVINGSTON	180	PULASKI	0
BOYLE	30	GRANT	0	LOGAN	0	ROBERTSON	0
BRACKEN	180	GRAVES	0	LYON	0	ROCKCASTLE	300
BREATHITT	90	GRAYSON	0	MADISON	0	ROWAN	270
BRECKINRIDGE	0	GREEN	149	MAGOFFIN	0	RUSSELL	0
BULLITT	360	GREENUP	0	MARION	0	SCOTT	0
BUTLER	0	HANCOCK	0	MARSHALL	0	SHELBY	0
CALDWELL	0	HARDIN	236	MARTIN	0	SIMPSON	0
CALLOWAY	168	HARLAN	224	MASON	60	SPENCER	120
CAMPBELL	180	HARRISON	0	MCCRACKEN	0	TAYLOR	180
CARLISLE	0	HART	0	MCCREARY	360	TODD	0
CARROLL	180	HENDERSON	0	MCLEAN	0	TRIGG	12
CARTER	392	HENRY	0	MEADE	0	TRIMBLE	0
CASEY	0	HICKMAN	0	MENIFEE	240	UNION	0
CHRISTIAN	120	HOPKINS	0	MERCER	0	WARREN	510
CLARK	472	JACKSON	260	METCALFE	0	WASHINGTON	0
CLAY	720	JEFFERSON	2,092	MONROE	0	WAYNE	0
CLINTON	0	JESSAMINE	360	MONTGOMERY	360	WEBSTER	90
CRITTENDEN	0	JOHNSON	120	MORGAN	0	WHITLEY	1,708
CUMBERLAND	0	KENTON	180	MUHLENBERG	168	WOLFE	210
DAVISS	0	KNOTT	180	NELSON	0	WOODFORD	0
						TOTAL	20,579

Per 1000 Oxymorphone Usage Q3 2023

Actual Number of Oxymorphone Doses per 1,000 Residents for Quarter 3, 2023							
COUNTY	PER 1000	COUNTY	PER 1000	COUNTY	PER 1000	COUNTY	PER 1000
ADAIR	0	EDMONSON	0	KNOX	24	NICHOLAS	0
ALLEN	0	ELLIOTT	16	LARUE	6	OHIO	0
ANDERSON	0	ESTILL	21	LAUREL	10	OLDHAM	0
BALLARD	0	FAYETTE	5	LAWRENCE	0	OWEN	0
BARREN	0	FLEMING	12	LEE	41	OWSLEY	0
BATH	44	FLOYD	60	LESLIE	0	PENDLETON	0
BELL	8	FRANKLIN	4	LETCHER	0	PERRY	3
BOONE	2	FULTON	0	LEWIS	27	PIKE	14
BOURBON	2	GALLATIN	0	LINCOLN	0	POWELL	28
BOYD	0	GARRARD	0	LIVINGSTON	19	PULASKI	0
BOYLE	1	GRANT	0	LOGAN	0	ROBERTSON	0
BRACKEN	21	GRAVES	0	LYON	0	ROCKCASTLE	18
BREATHITT	7	GRAYSON	0	MADISON	0	ROWAN	11
BRECKINRIDGE	0	GREEN	13	MAGOFFIN	0	RUSSELL	0
BULLITT	5	GREENUP	0	MARION	0	SCOTT	0
BUTLER	0	HANCOCK	0	MARSHALL	0	SHELBY	0
CALDWELL	0	HARDIN	2	MARTIN	0	SIMPSON	0
CALLOWAY	4	HARLAN	8	MASON	3	SPENCER	7
CAMPBELL	2	HARRISON	0	MCCRACKEN	0	TAYLOR	7
CARLISLE	0	HART	0	MCCREARY	21	TODD	0
CARROLL	17	HENDERSON	0	MCLEAN	0	TRIGG	1
CARTER	14	HENRY	0	MEADE	0	TRIMBLE	0
CASEY	0	HICKMAN	0	MENIFEE	37	UNION	0
CHRISTIAN	2	HOPKINS	0	MERCER	0	WARREN	4
CLARK	13	JACKSON	19	METCALFE	0	WASHINGTON	0
CLAY	35	JEFFERSON	3	MONROE	0	WAYNE	0
CLINTON	0	JESSAMINE	7	MONTGOMERY	13	WEBSTER	7
CRITTENDEN	0	JOHNSON	5	MORGAN	0	WHITLEY	47
CUMBERLAND	0	KENTON	1	MUHLENBERG	5	WOLFE	29
DAVIESS	0	KNOTT	12	NELSON	0	WOODFORD	0